


ALCAN CABLE  
**BARE OVERHEAD  
TRANSMISSION AND  
DISTRIBUTION CONDUCTORS**




grounded in service  
**wired to innovate™**



grounded in service  
**wired to innovate™**



This information is presented in good faith, but no warranty, express or implied, is given nor is freedom from any patent owned by Alcan or by others to be inferred. While reference is made to procedures and practices of certain specifying agencies, the appropriate local codes must be reviewed prior to any electrical conductor installations. Data is approximate and subject to normal manufacturing tolerances.






## ABOUT **ALCAN CABLE**

For over a century, Alcan Cable has been a name people have known and trusted. Our products have helped supply communities with power from coast to coast across the continent. In that time we have become synonymous not only with aluminum, but with the latest technology and highest standards of quality and service.

We offer a full range of bare and insulated conductors to both the utility and distribution markets, and support them with technical experts specifically trained to help our customers achieve their desired results.

We believe our customers' satisfaction relies entirely on the quality of our products. That's why we have worked hard to ensure they are consistently superior to anything else on the market. Our technical center and manufacturing facilities have all attained triple accreditation of ISO 9001, 14001, and OHSAS 18001.

We are committed to the success of our products, and to the satisfaction of our customers. Alcan Cable will continue to be a name people know and trust.



# FOR MANAGING SUSTAINABILITY

Building a successful, global and sustainable company involves maximizing value for all our stakeholders, especially by making a significant contribution – through the way we do business and the products we make – to the economic, social and environmental well-being of the communities in which we operate.

Alcan has a vital role to play in reducing environmental releases, conserving natural resources and ensuring healthy and safe communities and workplaces.

Together with concerned stakeholders, governments, employees, shareholders and customers, we are pursuing business opportunities that strengthen Alcan's position in all aspects of its business to provide a prosperous and sustainable environment for future generations.

Through its actions, Alcan is proving that building a successful global enterprise is compatible with making a significant contribution to the economic, social and environmental well-being of the communities in which it operates. The Company plays a vital role in developing and providing beneficial products and combating environmental degradation, conserving natural resources and ensuring safe workplaces. And, Alcan is determined to grow in ways that ensure a sustainable future for generations to come.

Alcan Cable's STAR™, Savings Through Alcan Recovery, program to recover and recycle materials from remnant and scrap conductors and wood reel recycling is one of the ways Alcan Cable demonstrates its commitment to conservation and the protection of the environment.



# ALCAN CABLE VALUE-ADDED SERVICES

Alcan Cable is continuously working in conjunction with our customers to develop and implement cost-effective supply chain solutions for the electrical utility industry. We are committed to reducing and eliminating costs throughout the total life cycle of our conductor products. In addition, we strive to bring revenue enhancement and resource conservation ideas to our customers through service improvements and value-enhancing opportunities.

Alcan offers a menu of programs and services that enable Utility customers to rationalize costs and maximize value.



## **STAR: Savings Through Alcan Recovery**

Alcan Cable offers a complete program to recover and recycle materials from the remnant and scrap conductors generated by electric utility customers. As a leader in recycling of non-ferrous metals, Alcan is uniquely positioned to maximize the value of metals recovered from electrical conductors. In addition to metals recovery, Alcan's STAR™ program features wood reel recycling.

## **Alcan Cable Web Site**

Alcan Cable has a comprehensive website ([www.cable.alcan.com](http://www.cable.alcan.com)) featuring product specifications, price sheets, policies, and company and industry information available in a public forum. Additionally, Alcan Cable's website features a private, secured site, Access Alcan, for our alliance and long-standing customers. Through the private side of the website, customers can monitor inventory availability, check order status and enroll in online training at Alcan Cable University – ACU.

## **Engineering Services**

Alcan Cable has an Engineering and Technical Services staff that provides support and expertise in the design, application and performance of electrical conductors. Another key role of the Engineering group is the testing of conductors to ensure compliance with industry codes and standards. Most importantly, the Engineering group leads Alcan Cable's efforts to develop new and exciting product innovations.


## **Fixed Forward Pricing**

Alcan Cable's position as the only vertically integrated aluminum company in the cable industry allows for customized pricing arrangements such as fixed forward pricing. This arrangement will provide a secured firm price contract that allows the customer to fix and budget cable purchases.

## **Electronic Data Interchange (EDI)**

Alcan Cable currently employs a fully integrated e-commerce system utilizing ANSW X12 electric data interchange standards via a VAN or AS2 transmission. EDI streamlines the transaction process saving time and money for our customers.

# BARE OVERHEAD CABLES



## A Word About Code Words

Code words are a great way to characterize conductors. In general, code words are unique and therefore remove the uncertainty around the identification of a conductor. They are used around the world. In North America, code words are registered at, and administered by, The Aluminum Association, Inc. (900 19<sup>th</sup> Street, N.W., Washington, D.C. 20006). This organization publishes a booklet entitled “Code Words for Overhead Aluminum Electrical Conductors” where most code words used in the world can be found.

It is important, however, to understand that a code word is attached solely to a geometry, and not a specification. The code word “Drake” for instance refers to a 795 kcmil 26/7 ACSR. This sets the conductor’s wire size and numbers but not its properties. It is thus possible to find “Drake” ACSR with properties calculated from ASTM and other standards.

Finally, it is possible to find U.S. and Canadian conductors with the same code name as a foreign conductor but with a different geometry. This is due to the fact that some conductors were given a code word by users in a country but without registration at The Aluminum Association. The same conductor or code name was then used by another user and registered, creating a conflict. Although this is rare, it does exist in North America. The Aluminum Association booklet, however, lists most of those exceptions. Anyone involved in specifying conductors should consult this booklet.

# Aluminum Conductor Steel Reinforced (ACSR) Cables

Alcan Cable manufactures a full line of ACSR cables which are used in overhead transmission and distribution line applications. Alcan offers various conductor designs and steel core coatings to address your application requirements.

## Product Construction

ACSR is a concentric-lay-stranded conductor consisting of a single core wire or a stranded steel central core with one or more layers of 1350 H19 stranded aluminum wires. Steel core wires are protected from corrosion by galvanizing, aluminum-clad alloy or zinc – 5% aluminum mischmetal alloy coating. Standard, High, Extra and Ultra High strength steel are also available. All ACSR cables are also available in a non-specular finish.

## Specifications

Alcan's ACSR cables meet or exceed industry requirements per ASTM specifications B230, B232, B498, and B500.

## Product Features

ACSR conductors provide dependable performance for many years under adverse weather conditions. The combination of the aluminum and steel in the conductor design offer both efficient conductivity and high tensile strength making ACSR cable the most economical solution for overhead power transmission and distribution projects.



# Aluminum Conductor Steel Reinforced Trapezoidal Wire (ACSR/TW)

Alcan Cable manufactures a full line of ACSR cables which are used in overhead transmission and distribution line applications. Alcan offers various conductor designs and steel core coatings to address your application requirements.

## Product Construction

ACSR is a concentric-lay-stranded conductor consisting of a stranded steel central core with one or more layers of trapezoidal shaped 1350 H19 stranded aluminum wires. Steel core wires are protected from corrosion by galvanizing, aluminum-clad alloy or zinc – 5% aluminum mischmetal alloy coating. Standard, High, Extra and Ultra High strength steel are also available. All ACSR cables are also available in a non-specular finish.

## Product Specifications

Alcan's ACSR/TW cable meets or exceeds industry requirements per ASTM specification B779.

## Product Features

Alcan's ACSR/TW bare conductors are available in two designs. The first design is an ACSR/TW conductor having the same area as the standard ACSR round wire conductor. This gives a conductor with a smaller overall conductor diameter and results in lower wind and ice loads, while maintaining the same ampacity. The second design is an ACSR/TW bare conductor with an overall diameter equal to the standard ACSR conductor. This design provides up to a 20% increase in aluminum area which results in higher current carrying capacity.



# HiTempEC

## ACSS

## Aluminum Conductor Steel Supported

Alcan Cable manufactures a full line of ACSS cables which are used in overhead distribution and transmission lines. Alcan offers various conductor designs and steel core coatings to address your application requirements.

### Product Construction

HiTemp EC, Alcan's *Aluminum Conductor Steel Supported* cable, is a concentric-lay-stranded conductor consisting of a stranded steel central core with one or more layers of 1350-0 aluminum wires. Steel core wires are protected from corrosion by aluminum-clad alloy or zinc – 5% aluminum mischmetal alloy coating. Standard, High, Extra and Ultra High Strength steel are also available. All ACSS products are available in a non-specular finish.

### Product Specifications

Alcan's HiTemp EC ACSS cables meet or exceed industry requirements per ASTM specifications B856.

### Product Features

Although similar to conventional ACSR cable, HiTemp EC conductors provide distinct advantages for certain transmission line applications:

- Operates continuously at high temperatures up to 250°C with appropriate steel core coating vs. 100°C for standard ACSR
- Carries substantially more current than standard ACSR
- Less susceptible to aeolian vibration fatigue due to the very low mechanical load on the annealed aluminum wire
- Can be installed to the maximum tensions allowed by NESC
- Minimum average conductivity of 63% IACS exceeds average conductivity of 61.2% for EC 1350 H19 aluminum
- Reduced sag allows for lower transmission tower height
- Long term creep is not a factor

Check with your fittings manufacturer to determine the correct ACSS accessories.



The High Temperature,  
**Low Sag Solution<sup>SM</sup>**

# HiTempEC

## ACSS/TW

### Aluminum Conductor Steel Supported Trapezoidal Wire

HiTemp EC/TW, Alcan's *Aluminum Conductor Steel Supported-Trapezoidal Wire*, is a concentric-lay-stranded conductor consisting of a stranded steel central core with one or more layers of trapezoidal shaped 1350-0 aluminum wires.

#### Product Construction

ACSS/TW is available in equal area and equal diameter constructions. Steel core wires are protected from corrosion by aluminum-clad or zinc – 5% aluminum mischmetal alloy coating. Standard, High, Extra and Ultra High Strength steel are also available. All ACSS products are available in a non-specular finish.

#### Product Specifications

Alcan's HiTemp EC ACSS/TW cables meet or exceed industry requirements per ASTM specifications B857.

#### Product Features

Although similar to conventional ACSR/TW cable, HiTemp EC/TW conductors provide distinct advantages for certain transmission line applications:

- Operates continuously at high temperatures up to 250°C with appropriate steel core coating without loss of strength
- Up to 20% more aluminum in the same diameter as conventional ACSS
- Carries substantially more current than standard ACSR/TW
- Less susceptible to aeolian vibration fatigue due to the very low mechanical load on the annealed aluminum wire
- Can be installed to the maximum tensions allowed by NESC
- Minimum average conductivity of 63% IACS exceeds average conductivity of 61.2% for EC 1350 H19 aluminum
- Reduced sag allows for lower transmission tower height
- Reduced drag in high winds
- Long term creep is not a factor

Check with your fittings manufacturer to determine the correct ACSS accessories.



The High Temperature,  
**Low Sag Solution<sup>SM</sup>**

## All Aluminum Conductors



### All Aluminum Conductor (AAC)

#### Product Construction

Alcan's AAC cable is a concentric-lay-stranded conductor consisting of Aluminum alloy 1350-H19 wires available in both single layer and multi-layer constructions.

#### Product Specifications

Alcan's AAC cable meets or exceeds industry requirements per ASTM specifications B-230 and B-231.

#### Product Features

Alcan's All Aluminum Conductor (AAC) 1350 H-19 provides reliable performance in overhead transmission and distribution applications. AAC conductors are used in line designs that do not require the strength of ACSR type conductors while maximizing current carrying capacity.

### All Aluminum Alloy Conductor (AAAC)

#### Product Construction

Alcan's AAAC cable is a concentric lay-stranded bare conductor consisting of Aluminum alloy 6201-T81 wires available in both single layer and multi-layer constructions.

#### Product Specifications

Alcan AAAC cable meets or exceeds industry requirements per ASTM specifications B-398 and B-399.

#### Product Features

Alcan's AAAC cable offers better sag performance due to the high strength to weight ratio provided by the 6201-T81 alloy.

## Aluminum Alloy Conductor



### Aluminum Conductor Alloy Reinforced (ACAR)

#### Product Construction

Alcan's Aluminum Conductor Alloy Reinforced (ACAR) cable has aluminum 1350 H-19 wires concentrically stranded around a 6201-T81 aluminum alloy core. Typically, the 6201-T81 is the conductor core, but in certain designs, the 1350 H19 and the 6201-T81 wires may be stranded in the same layer.

#### Product Specifications

Alcan's ACAR cable meets or exceeds industry requirements per ASTM specifications B-230, B-398 and B-524.

#### Product Features

Alcan's Aluminum Conductor Alloy Reinforced (ACAR) cable is an excellent conductor choice where current carrying capacity, higher strength and a lower conductor weight are critical to the line design.

# Self-Damping Conductor

## Product Construction


Alcan's ACSR/SD conductors are manufactured with two layers of 1350 H-19 trapezoidal shaped aluminum wires concentrically stranded around a steel core of round coated steel wires. On certain larger conductor constructions, the trapezoidal shaped wires are surrounded by a layer of round 1350 H-19 aluminum wires. The steel core and the two layers of trapezoidal shaped aluminum wires are separated with a gap to provide the self-damping characteristics. Steel core wires are protected from corrosion by aluminum-clad, galvanized, or zinc – 5% aluminum mischmetal alloy coating. Standard, High, Extra and Ultra High Strength steel are also available.

## Product Specifications

Alcan's ACSR/SD cable meets or exceeds industry requirements per ASTM specifications B701.

## Product Features

Alcan's self-damping conductor, ACSR/SD, is designed to control aeolian vibration. Additional advantages in using Alcan's ACSR/SD include: shorter, more economical towers, increased reliability, lower overall line cost, reduced sag, elimination of vibration dampers, reduced ice and wind loads as well as permitting longer spans.





**Aluminum Conductor Steel Reinforced**

ASTM: B230, Specification for Aluminum 1350-H19 Wire for Electrical Purposes  
 B232, Specification for Concentric-Lay-Stranded Aluminum Conductors, Coated Steel Reinforced (ACSR)  
 B498, Specification for Zinc-Coated (Galvanized) Steel Core Wire for Aluminum Conductors Steel Reinforced (ACSR)

**Physical Properties**

CODE WORD	SIZE AWG or kcmil	STRANDING Number & Diameter (In.)		Nominal Diameter (In.)		Rated Strength (Lbs.)	WEIGHT (Lbs./1000 Ft.)			PERCENT OF TOTAL WEIGHT	
		Aluminum	Steel	Complete Conductor	Steel Core		Total	Aluminum	Steel	Aluminum	Steel
	TURKEY	6	6 x 0.0661	1 x 0.0661	0.198	0.0661	1190	36.0	24.4	11.6	67.8
SWAN	4	6 x 0.0834	1 x 0.0834	0.250	0.0834	1860	57.4	39.0	18.4	67.9	32.1
SWANATE	4	7 x 0.0772	1 x 0.1029	0.257	0.1029	2360	67.0	39.0	28.0	58.2	41.8
SPARROW	2	6 x 0.1052	1 x 0.1052	0.316	0.1052	2850	91.2	61.9	29.3	67.9	32.1
SPARATE	2	7 x 0.0974	1 x 0.1299	0.325	0.1299	3640	106.6	61.9	44.7	58.1	41.9
ROBIN	1	6 x 0.1181	1 x 0.1181	0.354	0.1181	3550	115.0	78.1	36.9	67.9	32.1
RAVEN	1/0	6 x 0.1327	1 x 0.1327	0.398	0.1327	4380	145.2	98.6	46.6	67.9	32.1
QUAIL	2/0	6 x 0.1489	1 x 0.1489	0.447	0.1489	5300	182.8	124.1	58.7	67.9	32.1
PIGEON	3/0	6 x 0.1672	1 x 0.1672	0.502	0.1672	6620	230.5	156.4	74.1	67.9	32.1
PENGUIN	4/0	6 x 0.1878	1 x 0.1878	0.563	0.1878	8350	290.8	197.4	93.4	67.9	32.1
WAXWING	266.8	18 x 0.1217	1 x 0.1217	0.609	0.1217	6880	289.1	249.9	39.2	86.4	13.6
PARTRIDGE	266.8	26 x 0.1013	7 x 0.0788	0.642	0.236	11300	366.9	251.3	115.6	68.5	31.5
MERLIN	336.4	18 x 0.1367	1 x 0.1367	0.684	0.1367	8700	364.8	315.3	49.5	86.4	13.6
LINNET	336.4	26 x 0.1137	7 x 0.0884	0.720	0.265	14100	462.0	316.5	145.5	68.5	31.5
ORIOLE	336.4	30 x 0.1059	7 x 0.1059	0.741	0.318	17300	526.4	317.7	208.7	60.4	39.6
CHICKADEE	397.5	18 x 0.1486	1 x 0.1486	0.743	0.1486	9900	431.0	372.5	58.5	86.4	13.6
IBIS	397.5	26 x 0.1236	7 x 0.0961	0.783	0.288	16300	546.0	374.1	171.9	68.5	31.5
LARK	397.5	30 x 0.1151	7 x 0.1151	0.806	0.345	20300	621.8	375.2	246.6	60.4	39.6
PELICAN	477	18 x 0.1628	1 x 0.1628	0.814	0.1628	11800	517.3	447.1	70.2	86.4	13.6
FLICKER	477	24 x 0.1410	7 x 0.0940	0.846	0.282	17200	613.9	449.4	164.5	73.2	26.8
HAWK	477	26 x 0.1354	7 x 0.1053	0.858	0.316	19500	655.3	448.9	206.4	68.5	31.5
HEN	477	30 x 0.1261	7 x 0.1261	0.883	0.378	23800	746.4	450.4	296.0	60.4	39.6
OSPREY	556.5	18 x 0.1758	1 x 0.1758	0.879	0.1758	13700	603.3	521.4	81.9	86.4	13.6
PARAKEET	556.5	24 x 0.1523	7 x 0.1015	0.914	0.304	19800	716.1	524.3	191.8	73.2	26.8
DOVE	556.5	26 x 0.1463	7 x 0.1138	0.927	0.341	22600	765.2	524.2	241.0	68.5	31.5
EAGLE	556.5	30 x 0.1362	7 x 0.1362	0.953	0.409	27800	870.7	525.4	345.3	60.4	39.6
PEACOCK	605	24 x 0.1588	7 x 0.1059	0.953	0.318	21600	778.8	570.1	208.7	73.2	26.8
SWIFT	636	36 x 0.1329	1 x 0.1329	0.930	0.1329	13800	642.8	596.0	46.8	92.7	7.3
KINGBIRD	636	18 x 0.1880	1 x 0.1880	0.940	0.1880	15700	689.9	596.3	93.6	86.4	13.6
ROOK	636	24 x 0.1628	7 x 0.1085	0.977	0.326	22600	818.2	599.1	219.1	73.2	26.8
GROSBKAK	636	26 x 0.1564	7 x 0.1216	0.990	0.365	25200	874.2	599.0	275.2	68.5	31.5
EGRET	636	30 x 0.1456	19 x 0.0874	1.019	0.437	31500	987.2	600.5	386.7	60.8	39.2
FLAMINGO	666.6	24 x 0.1667	7 x 0.1111	1.000	0.333	23700	857.9	628.2	229.7	73.2	26.8
STARLING	715.5	26 x 0.1659	7 x 0.1290	1.051	0.387	28400	983.7	674.0	309.7	68.5	31.5
REDWING	715.5	30 x 0.1544	19 x 0.0926	1.081	0.463	34600	1109.3	675.3	434.0	60.8	39.2
COOT	795	36 x 0.1486	1 x 0.1486	1.040	0.1486	16800	803.6	745.1	58.5	92.7	7.3
TERN	795	45 x 0.1329	7 x 0.0886	1.063	0.266	22100	895	749	146	83.7	16.3
CUCKOO	795	24 x 0.1820	7 x 0.1213	1.092	0.364	27900	1023	749	274.0	73.2	26.8
CONDOR	795	54 x 0.1213	7 x 0.1213	1.092	0.364	28200	1022	748	274.0	73.2	26.8
DRAKE	795	26 x 0.1749	7 x 0.1360	1.108	0.408	31500	1093	749	344	68.5	31.5
MALLARD	795	30 x 0.1628	19 x 0.0977	1.140	0.489	38400	1233.9	750.7	483.2	60.8	39.2
RUDDY	900	45 x 0.1414	7 x 0.0943	1.131	0.283	24400	1013	848	165	83.7	16.3
CANARY	900	54 x 0.1291	7 x 0.1291	1.162	0.387	31900	1158	848	310	73.2	26.8
CORNCRAKE	954	20 x 0.2184	7 x 0.0971	1.165	0.291	25600	1074	899	175	83.7	16.3
REDBIRD	954	24 x 0.1994	7 x 0.1329	1.196	0.399	33500	1228	899	329	73.2	26.8
TOWHEE	954	48 x 0.1410	7 x 0.1097	1.175	0.329	28500	1123	899	224	80.1	19.9
RAIL	954	45 x 0.1456	7 x 0.0971	1.165	0.291	25900	1075	899	176	83.7	16.3
CARDINAL	954	54 x 0.1329	7 x 0.1329	1.196	0.399	33800	1227.1	898.4	328.7	73.2	26.8
ORTOLAN	1033.5	45 x 0.1515	7 x 0.1010	1.212	0.303	27700	1163	973	190	83.7	16.3
CURLEW	1033.5	54 x 0.1383	7 x 0.1383	1.245	0.415	36600	1329	973	356	73.2	26.8
BLUEJAY	1113.0	45 x 0.1573	7 x 0.1049	1.259	0.315	29800	1254	1049	205	83.7	16.3
FINCH	1113.0	54 x 0.1436	19 x 0.0862	1.293	0.431	39100	1430	1054	376	73.7	26.3
BUNTING	1192.5	45 x 0.1628	7 x 0.1085	1.302	0.326	32000	1342	1123	219	83.7	16.3
GRACKLE	1192.5	54 x 0.1486	19 x 0.0892	1.338	0.446	41900	1531	1128	403	73.7	26.3
SKYLARK	1272.0	36 x 0.1880	1 x 0.1880	1.316	0.1880	26400	1286	1192	94	92.7	7.3
BITTERN	1272.0	45 x 0.1681	7 x 0.1121	1.345	0.336	34100	1432	1198	234	83.7	16.3
PHEASANT	1272.0	54 x 0.1535	19 x 0.0921	1.382	0.461	43600	1634	1205	429	73.7	26.3
DIPPER	1351.5	45 x 0.1733	7 x 0.1155	1.386	0.347	36200	1521	1273	248	83.7	16.3
MARTIN	1351.5	54 x 0.1582	19 x 0.0949	1.424	0.475	46300	1735	1279	456	73.7	26.3
BOBOLINK	1431.0	45 x 0.1783	7 x 0.1189	1.427	0.357	38300	1611	1348	263	83.7	16.3
PLOVER	1431.0	54 x 0.1628	19 x 0.0977	1.465	0.489	49100	1838	1355	483	73.7	26.3
LAPWING	1590.0	45 x 0.1880	7 x 0.1253	1.504	0.376	42200	1790	1498	292	83.8	16.3
FALCON	1590.0	54 x 0.1716	19 x 0.1030	1.545	0.515	54500	2042	1505	537	73.7	26.3
CHUKAR	1780.0	84 x 0.1456	19 x 0.0874	1.602	0.437	51000	2072	1685	387	81.3	18.7
MOCKINGBIRD	2034.5	72 x 0.1681	7 x 0.1122	1.681	0.337	46800	2163	1929	234	89.2	18.7
BLUEBIRD	2156.0	84 x 0.1602	19 x 0.0961	1.762	0.481	60300	2508	2040	468	81.3	18.7
KIWI	2167.0	72 x 0.1735	7 x 0.1157	1.735	0.347	49800	2301	2052	249	89.2	10.8
THRASHER	2312.0	76 x 0.1744	19 x 0.0814	1.802	0.407	56700	2523	2188	335	86.7	13.3
JOREA	2515.0	76 x 0.1819	19 x 0.0850	1.880	0.425	61700	2749	2383	366	86.7	13.3
<b>High Strength ACSR</b>											
GROUSE	80.0	8 x 0.1000	1 x 0.1670	0.367	0.1670	5200	148.8	74.9	73.9	50.3	49.7
PETREL	101.8	12 x 0.0921	7 x 0.0921	0.461	0.276	10400	253.8	95.9	157.9	37.8	62.2
MINORCA	110.8	12 x 0.0961	7 x 0.0961	0.481	0.288	11300	276.3	104.4	171.9	37.8	62.2
LEGHORN	134.6	12 x 0.1059	7 x 0.1059	0.530	0.318	13600	335.5	126.8	208.7	37.8	62.2
GUINEA	159.0	12 x 0.1151	7 x 0.1151	0.576	0.345	16000	396.3	149.7	246.6	37.8	62.2
DOTTEREL	176.9	12 x 0.1214	7 x 0.1214	0.607	0.364	17300	440.9	166.6	274.3	37.8	62.2
DORKING	190.8	12 x 0.1261	7 x 0.1261	0.631	0.378	18700	475.7	179.0	296.0	37.8	62.2
COCKHIN	211.3	12 x 0.1327	7 x 0.1327	0.664	0.398	20700	526.8	199.0	327.8	37.8	62.2
BRAHMA	203.2	16 x 0.1127	19 x 0.0977	0.714	0.489	28400	674.6	191.4	483.2	28.4	71.6

Aluminum Conductor Steel Reinforced

Electrical Properties											
CODE WORD	SIZE & STRANDING		RESISTANCE				60 HZ REACTANCE 1 FOOT EQUIVALENT SPACING				
	AWG or kcmil	Aluminum/ Steel	DC (Ohms/1000 Ft.) @20°	AC-60-HZ(Ohms/1000 Ft.)			Capacitive (Megohms-1000 Ft.)	Inductive (Ohms/1000 Ft.)			
				@25° C	@50° C	@75° C		@25° C	@50° C	@75° C	
TURKEY	6	6/1	0.6419	0.6553	0.750	0.8159	0.7513	0.1201	0.1390	0.1439	
SWAN	4	6/1	0.4032	0.4119	0.4794	0.5218	0.7149	0.1152	0.1314	0.1369	
SWANATE	4	7/1	0.3989	0.4072	0.4633	0.5165	0.7102	0.11533	0.1239	0.1303	
SPARROW	2	6/1	0.2534	0.2591	0.3080	0.3360	0.6785	0.1100	0.1235	0.1277	
SPARATE	2	7/1	0.2506	0.2563	0.2966	0.3297	0.6737	0.1081	0.1176	0.1206	
ROBIN	1	6/1	0.2011	0.2059	0.2474	0.2703	0.6600	0.1068	0.1191	0.1224	
RAVEN	1/0	6/1	0.1593	0.1633	0.1972	0.2161	0.6421	0.1040	0.1138	0.1163	
QUAIL	2/0	6/1	0.1265	0.1301	0.1616	0.1760	0.6241	0.1017	0.1117	0.1135	
PIGEON	3/0	6/1	0.1003	0.1034	0.1208	0.1445	0.6056	0.0992	0.1083	0.1095	
PENGUIN	4/0	6/1	0.0795	0.0822	0.1066	0.1157	0.5966	0.0964	0.1047	0.1053	
								Inductive (Ohms/1000 Ft.)		GMR (Ft.)	
WAXWING	266.8	18/1	0.0644	0.0657	0.0723	0.0788	0.576	0.0934		0.0197	
PARTRIDGE	266.8	26/7	0.0637	0.0652	0.0714	0.0778	0.565	0.0881		0.0217	
MERLIN	336.4	18/1	0.0510	0.0523	0.0574	0.0625	0.560	0.0877		0.0221	
LINNET	336.4	26/7	0.0506	0.0517	0.0568	0.0619	0.549	0.0854		0.0244	
ORIOLE	336.4	30/7	0.0502	0.0513	0.0563	0.0614	0.544	0.0843		0.0255	
CHICKADEE	397.5	18/1	0.0432	0.0443	0.0487	0.0528	0.544	0.0856		0.0240	
IBIS	397.5	26/7	0.0428	0.0438	0.0481	0.0525	0.539	0.0835		0.0265	
LARK	397.5	30/7	0.0425	0.0434	0.0477	0.0519	0.533	0.0824		0.0277	
PELICAN	477.0	18/1	0.0360	0.0369	0.0405	0.0441	0.528	0.0835		0.0263	
FLICKER	477.0	24/7	0.0358	0.0367	0.0403	0.0439	0.524	0.0818		0.0283	
HAWK	477.0	26/7	0.0357	0.0366	0.0402	0.0438	0.522	0.0814		0.0290	
HEN	477.0	30/7	0.0354	0.0362	0.0389	0.0434	0.517	0.0803		0.0304	
OSPREY	556.5	18/1	0.0309	0.0318	0.0348	0.0379	0.518	0.0818		0.0284	
PARAKEET	556.5	24/7	0.0307	0.0314	0.0347	0.0377	0.512	0.0801		0.0306	
DOVE	556.5	26/7	0.0305	0.0314	0.0345	0.0375	0.510	0.0795		0.0313	
EAGLE	556.5	30/7	0.0300	0.0311	0.0341	0.0371	0.505	0.0786		0.0328	
PEACOCK	605.0	24/7	0.0282	0.0290	0.0378	0.0347	0.505	0.0792		0.0319	
SWIFT	636.0	36/1	0.0267	0.0281	0.0307	0.0334	0.509	0.0806		0.0300	
KINGBIRD	636.0	18/1	0.0269	0.0278	0.0306	0.0332	0.507	0.0805		0.0301	
ROOK	636.0	24/7	0.0268	0.0277	0.0300	0.0330	0.502	0.0786		0.0327	
GROSBEAK	636.0	26/7	0.0267	0.0275	0.0301	0.0328	0.500	0.0780		0.0335	
EGRET	636.0	30/19	0.0266	0.0273	0.0299	0.0326	0.495	0.0769		0.0351	
FLAMINGO	666.6	24/7	0.0256	0.0263	0.0290	0.0314	0.498	0.0780		0.0335	
STARLING	715.5	26/7	0.0238	0.0244	0.0269	0.0292	0.490	0.0767		0.0355	
REDWING	715.5	30/19	0.0236	0.0242	0.0267	0.0290	0.486	0.0756		0.0372	
COOT	795.0	36/1	0.0217	0.0225	0.0247	0.0268	0.492	0.0780		0.0335	
TERN	795.0	45/7	0.0216	0.0225	0.0246	0.0267	0.488	0.0764		0.0352	
CUCKOO	795.0	24/7	0.0215	0.0223	0.0243	0.0266	0.484	0.0763		0.0361	
CONDOR	795.0	54/7	0.0215	0.0222	0.0244	0.0265	0.484	0.0759		0.0368	
DRAKE	795.0	26/7	0.0214	0.0222	0.0242	0.0263	0.482	0.0756		0.0375	
MALLARD	795.0	30/19	0.0213	0.0220	0.0241	0.0261	0.477	0.0744		0.0392	
RUDDY	900.0	45/7	0.0191	0.0200	0.0218	0.0237	0.479	0.0755		0.0374	
CANARY	900.0	54/7	0.0190	0.0197	0.0216	0.0235	0.474	0.0744		0.0392	
CORNCRAKE	954.0	20/7	0.0180	0.0188	0.0206	0.0224	0.474	0.0751		0.0378	
REDBIRD	954.0	24/7	0.0179	0.0186	0.0204	0.0221	0.470	0.0742		0.0396	
TOWHEE	954.0	48/7	0.0180	0.0188	0.0205	0.0223	0.473	0.0745		0.0391	
RAIL	954.0	45/7	0.0180	0.0188	0.0206	0.0223	0.474	0.0748		0.0385	
CARDINAL	954.0	54/7	0.0179	0.0186	0.0205	0.0222	0.470	0.0757		0.0404	
ORTOLAN	1033.5	45/7	0.0167	0.0175	0.0191	0.0208	0.468	0.0739		0.0401	
CURLEW	1033.5	54/7	0.0165	0.0172	0.0189	0.0201	0.464	0.0729		0.0420	
BLUEJAY	1113.0	45/7	0.0155	0.0163	0.0178	0.0193	0.462	0.0731		0.0416	
FINCH	1113.0	54/19	0.0154	0.0161	0.0176	0.0191	0.458	0.0702		0.0436	
BUNTING	1192.5	45/7	0.0144	0.0152	0.0167	0.0181	0.456	0.0723		0.0431	
GRACKLE	1192.5	54/19	0.0144	0.0151	0.0165	0.0179	0.452	0.0710		0.0451	
SKYLARK	1272.0	36/1	0.0135	0.0145	0.0159	0.0173	0.455	0.072		0.0427	
BITTERN	1272.0	45/7	0.0135	0.0144	0.0157	0.0170	0.451	0.072		0.0445	
PHEASANT	1272.0	54/19	0.0135	0.0142	0.0155	0.0169	0.447	0.070		0.0466	
DIPPER	1351.5	45/7	0.0127	0.0136	0.0148	0.0161	0.447	0.071		0.0459	
MARTIN	1351.5	54/19	0.0127	0.0134	0.0147	0.0159	0.442	0.070		0.0480	
BOBOLINK	1431.0	45/7	0.0120	0.0129	0.0141	0.0152	0.442	0.070		0.0472	
PLOVER	1431.0	54/19	0.0120	0.0127	0.0134	0.0151	0.438	0.069		0.0495	
LAPWING	1590.0	45/7	0.0108	0.0117	0.0127	0.0138	0.434	0.069		0.0498	
FALCON	1590.0	54/19	0.0108	0.0116	0.0126	0.0137	0.430	0.068		0.0521	
CHUKAR	1780.0	84/19	0.0097	0.0106	0.0115	0.0125	0.424	0.067		0.0534	
MOCKINGBIRD	2034.5	72/7	0.0085	0.0096	0.0104	0.0112	0.416	0.066		0.0553	
BLUEBIRD	2156.0	84/19	0.0080	0.0090	0.0098	0.0105	0.409	0.065		0.0588	
KIWI	2167.0	72/7	0.0080	0.0092	0.0099	0.0106	0.411	0.068		0.0570	
THRASHER	2312.0	76/19	0.0075	0.0086	0.0092	0.0100	0.405	0.065		0.0600	
JOREA	2515.0	76/19	0.0069	0.0081	0.0087	0.0093	0.399	0.064		0.0621	
								60 HZ REACTANCE 1 FOOT EQUIVALENT SPACING			
								Capacitive (Megohms-1000 Ft.)	Inductive (Ohms/1000 Ft.)		
									@25° C	@50° C	@75° C
<b>HIGH STRENGTH ACSR</b>											
GROUSE	80.0	8/1	0.2065	0.2110	0.2362	0.2612	0.6547	0.1047	0.1129	0.1150	
PETREL	101.8	12/7	0.1583	0.1625	0.2072	0.2394	0.6193	0.1019	0.1161	0.1282	
MINORCA	110.8	12/7	0.1454	0.1491	0.1932	0.2233	0.6125	0.1017	0.1176	0.1269	
LEGHORN	134.6	12/7	0.1198	0.1233	0.1638	0.1894	0.5972	0.0998	0.1148	0.1227	
GUINEA	159.0	12/7	0.1014	0.1045	0.1426	0.1653	0.5845	0.0979	0.1117	0.1189	
DOTTEREL	176.9	12/7	0.0911	0.0945	0.1301	0.1513	0.5760	0.0970	0.1102	0.1169	
DORKING	190.8	12/7	0.0845	0.0875	0.1229	0.1424	0.5697	0.0956	0.1093	0.1150	
COCHIN	211.3	12/7	0.0763	0.0792	0.1125	0.1311	0.5618	0.0945	0.1074	0.1129	
BRAHMA	203.2	16/19	0.0764	0.0790	0.1089	0.1348	0.5507	0.0934	0.1047	0.1121	

Notes:  
1. DC resistance is based on 16.946 ohm-cmil/ft. 61.2% IACS for 1350 wires and 129.64 ohm-cmil/ft. 8% IACS for the steel core at 20° C with stranding increment as per ASTM B232.

**Aluminum Conductor Steel Reinforced / Trapezoidal Wire**

<b>Physical Properties</b>									
Area Equal to Stranded ACSR Sizes									
CODE WORD	Conductor Size (kcmil)	Type No.	Stranding Al/St	Diameter Complete Conductor (Inches)	Steel Core (Inches)	Total Weight (Lbs./1000 Ft.)	Aluminum (Lbs./1000 Ft.)	Steel Core (Lbs./1000 Ft.)	Rated Strength (Lbs.)
FLICKER/TW	477.0	18/7	13	0.776	0.2820	612.8	448.4	164.4	17,200
HAWK/TW	477.0	18/7	16	0.789	0.3159	655	448.7	206.3	19,400
PARAKEET/TW	556.5	18/7	13	0.835	0.3045	714.9	523.2	191.7	20,000
DOVE/TW	556.5	20/7	16	0.852	0.3414	764.5	523.5	241	22,600
ROOK/TW	636.0	18/7	13	0.890	0.3255	816	597.9	219.1	22,900
GROSBEAK/TW	636.0	20/7	16	0.908	0.3648	873.5	598.4	275.1	25,400
TERN/TW	795.0	17/7	7	0.960	0.2658	892	745.9	146.1	21,000
PUFFIN/TW	795.0	18/7	10	0.980	0.3324	975.3	746.9	228.4	25,900
CONDOR/TW	795.0	20/7	13	0.993	0.3639	1021	747.2	273.8	28,200
DRAKE/TW	795.0	20/7	16	1.010	0.4080	1092	747.8	344.2	31,800
PHOENIX/TW	954.0	30/7	5	1.049	0.2511	1032	901.6	130.4	23,700
RAIL/TW	954.0	32/7	7	1.061	0.2913	1075	900	175	25,900
CARDINAL/TW	954.0	20/7	13	1.084	0.3987	1226	897.3	328.7	33,500
SNOWBIRD/TW	1033.5	30/7	5	1.089	0.2613	1115	973.8	141.2	25,700
ORTOLAN/TW	1033.5	32/7	7	1.102	0.3030	1165	975.2	189.8	28,100
CURLEW/TW	1033.5	21/7	13	1.129	0.4149	1327	971.1	355.9	36,300
AVOCET/TW	1113.0	30/7	5	1.129	0.2712	1201	1048.9	152.1	27,500
BLUEJAY/TW	1113.0	33/7	7	1.143	0.3147	1254	1049.2	204.8	30,300
FINCH/TW	1113.0	38/19	13	1.185	0.4310	1429	1052.6	376.4	39,100
AXBIRD/TW	1192.5	30/7	5	1.167	0.2808	1286	1123	163	29,500
BUNTING/TW	1192.5	33/7	7	1.181	0.3255	1343	1124	219	32,400
GRACKLE/TW	1192.5	38/19	13	1.225	0.4460	1530	1127	403	41,900
SCISSORTAIL/TW	1272.0	30/7	5	1.203	0.2901	1372	1198	174	31,400
BITTERN/TW	1272.0	35/7	7	1.220	0.3363	1433	1199	234	34,600
PHEASANT/TW	1272.0	39/19	13	1.264	0.4605	1632	1202	430	44,100
DIPPER/TW	1351.5	35/7	7	1.256	0.3465	1522	1274	248	36,700
MARTIN/TW	1351.5	39/19	13	1.300	0.4745	1734	1278	456	46,800
BOBOLINK/TW	1431.0	36/7	7	1.291	0.3567	1613	1350	263	38,900
PLOVER/TW	1431.0	39/19	13	1.337	0.4885	1836	1353	483	49,600
LAPWING/TW	1590.0	36/7	7	1.358	0.3759	1791	1499	292	42,200
FALCON/TW	1590.0	42/19	13	1.408	0.5150	2040	1503	537	55,100
CHUKAR/TW	1780.0	37/19	8	1.445	0.4370	2063	1676	387	50,700
BLUEBIRD/TW	2156.0	64/19	8	1.608	0.4805	2515	2047	468	61,100

Notes:

1. Conductors manufactured to ASTM B779, Standard Specification for Shaped Wire Compact Concentric-Lay-Stranded Aluminum Conductors, Steel Reinforced (ACSR/TW).
2. Rated Strengths based on Class A zinc coated steel core wire in accordance with ASTM B498.

**Aluminum Conductor Steel Reinforced / Trapezoidal Wire**

<b>Electrical Properties</b>									
Area Equal to Stranded ACSR Sizes									
CODE WORD	Size & Stranding		Type No.	Resistance			GMR (Ft.)	Reactance	
	kcmil	Stranding		DC 60 HZ (Ohms/1000 Ft.)		AC-60HZ (Ohms/1000 Ft.)		Capacitive (Megohm-1000 Ft.)	Inductive (Ohms-1000 Ft.)
				@20° C	@25° C	@75° C			
FLICKER/TW	477.0	18/7	13	0.0356	0.0365	0.0438	0.0257	0.5370	0.0841
HAWK/TW	477.0	18/7	16	0.0356	0.0360	0.0436	0.0264	0.5349	0.0835
PARAKEET/TW	556.5	18/7	13	0.0305	0.0313	0.0375	0.0277	0.5248	0.0824
DOVE/TW	556.5	20/7	16	0.0305	0.0312	0.0374	0.0286	0.5232	0.0817
ROOK/TW	636.0	18/7	13	0.0267	0.0274	0.0329	0.0296	0.5164	0.0809
GROSBEAK/TW	636.0	20/7	16	0.0266	0.0273	0.0328	0.0305	0.5127	0.0802
TERN/TW	795.0	17/7	7	0.0215	0.0222	0.0266	0.0312	0.5042	0.0797
PUFFIN/TW	795.0	18/7	10	0.0214	0.0220	0.0264	0.0323	0.5011	0.0789
CONDOR/TW	795.0	20/7	13	0.0213	0.0219	0.0263	0.0331	0.4990	0.0784
DRAKE/TW	795.0	20/7	16	0.0212	0.0219	0.0262	0.0339	0.4963	0.0778
PHOENIX/TW	954.0	30/7	5	0.0181	0.0188	0.0224	0.0343	0.4900	0.0775
RAIL/TW	954.0	32/7	7	0.0180	0.0187	0.0222	0.0349	0.4884	0.0771
CARDINAL/TW	954.0	20/7	13	0.0178	0.0184	0.0220	0.0362	0.4852	0.0763
SNOWBIRD/TW	1033.5	30/7	5	0.0166	0.0174	0.0207	0.0356	0.4842	0.0767
ORTOLAN/TW	1033.5	32/7	7	0.0166	0.0174	0.0207	0.0363	0.4826	0.0762
CURLEW/TW	1033.5	21/7	13	0.0165	0.0174	0.0203	0.0377	0.4784	0.0754
AVOCET/TW	1113.0	30/7	5	0.0155	0.0162	0.0193	0.0369	0.4784	0.0758
BLUEJAY/TW	1113.0	33/7	7	0.0154	0.0162	0.0192	0.0376	0.4768	0.0754
FINCH/TW	1113.0	38/19	13	0.0154	0.0161	0.0191	0.0399	0.4704	0.0740
AXBIRD/TW	1192.5	30/7	5	0.0144	0.0151	0.0181	0.0382	0.4730	0.0750
BUNTING/TW	1192.5	33/7	7	0.0143	0.0151	0.0180	0.0390	0.4715	0.0746
GRACKLE/TW	1192.5	38/19	13	0.0143	0.0149	0.0179	0.0412	0.4662	0.0733
SCISSORTAIL/TW	1272.0	30/7	5	0.0135	0.0142	0.0170	0.0394	0.4689	0.0743
BITTERN/TW	1272.0	35/7	7	0.0135	0.0142	0.0170	0.0403	0.4667	0.0738
PHEASANT/TW	1272.0	39/19	13	0.0134	0.0140	0.0168	0.0426	0.4615	0.0725
DIPPER/TW	1351.5	35/7	7	0.0127	0.0134	0.0160	0.0415	0.4615	0.0731
MARTIN/TW	1351.5	39/19	13	0.0126	0.0132	0.0158	0.0438	0.4567	0.0714
BOBOLINK/TW	1431.0	36/7	7	0.0120	0.0128	0.0152	0.0427	0.4578	0.0725
PLOVER/TW	1431.0	39/19	13	0.0120	0.0126	0.0150	0.0451	0.4541	0.0712
LAPWING/TW	1590.0	36/7	7	0.0108	0.0116	0.0138	0.0449	0.4493	0.0714
FALCON/TW	1590.0	42/19	13	0.0108	0.0115	0.0136	0.0476	0.4441	0.0700
CHUKAR/TW	1780.0	37/19	8	0.0097	0.0105	0.0124	0.0482	0.4393	0.0697
BLUEBIRD/TW	2156.0	64/19	8	0.0080	0.0089	0.0104	0.0538	0.4229	0.0672

Notes:  
 1. Resistance is based on 61.2% (avg.) IACS at 20° C conductivity aluminum 1350 wires and 8% IACS at 20° C conductivity steel core.

**Aluminum Conductor Steel Reinforced / Trapezoidal Wire**

**Physical Properties**

Diameter Equal to Stranded ACSR Sizes

CODE WORD	Conductor Size (kcmil)	Type No.	Stranding Al/St	Diameter Complete Conductor (Inches)	Steel Core (Inches)	Total Weight (Lbs./1000 Ft.)	Aluminum (Lbs./1000 Ft.)	Steel Core (Lbs./1000 Ft.)	Rated Strength (Lbs.)
MOHAWK/TW	571.7	18/7	13	0.846	0.3090	734.7	537.3	197.4	20,600
CALUMET/TW	565.3	20/7	16	0.858	0.3438	776	532	244	22,900
MYSTIC/TW	666.6	20/7	13	0.913	0.3330	856.3	626.6	229.7	24,000
OSWEGO/TW	664.8	20/7	16	0.927	0.3732	913.4	625.4	288	26,600
MAUMEE/TW	768.2	20/7	13	0.977	0.3585	987.8	722.1	265.7	27,700
WABASH/TW	762.8	20/7	16	0.990	0.3993	1047	717	330	30,500
KETTLE/TW	957.2	32/7	7	1.060	0.2919	1079	902.8	176.2	26,000
FRASER/TW	946.7	35/7	10	1.077	0.3462	1142	894	248	29,600
COLUMBIA/TW	966.2	21/7	13	1.092	0.4014	1241	908	333	34,000
SUWANNEE/TW	959.6	22/7	16	1.108	0.4479	1318	903	415	37,000
CHEYENNE/TW	1168.1	30/7	5	1.155	0.2778	1260	1100.4	159.6	28,900
GENESSEE/TW	1158.0	33/7	7	1.165	0.3234	1308	1092	216	31,600
HUDSON/TW	1158.4	25/7	13	1.196	0.4401	1489	1089	400	39,600
CATAWBA/TW	1272.0	30/7	5	1.203	0.2901	1372	1198	174	31,400
NELSON/TW	1257.1	35/7	7	1.213	0.3345	1417	1185.7	231.3	34,200
YUKON/TW	1233.6	38/19	13	1.245	0.4550	1586	1166.5	419.5	42,900
TRUCKEE/TW	1372.5	30/7	5	1.248	0.3012	1481	1293.4	187.6	33,400
MACKENZIE/TW	1359.7	36/7	7	1.259	0.3477	1530	1280	250	36,900
THAMES/TW	1334.6	39/19	13	1.293	0.4720	1713	1261.6	451.4	46,300
ST. CROIX/TW	1467.8	33/7	5	1.292	0.3123	1585	1383	202	35,800
MIRAMICHI/TW	1455.3	36/7	7	1.302	0.3600	1640	1372	268	39,200
MERRIMACK/TW	1433.6	39/19	13	1.338	0.4890	1840	1356	484	49,700
PLATTE/TW	1569.0	33/7	5	1.334	0.3222	1693	1478	215	38,200
POTOMAC/TW	1557.4	36/7	7	1.345	0.3723	1755	1468	287	41,900
RIO GRANDE/TW	1533.3	39/19	13	1.382	0.5060	1968	1449	519	53,200
SCHUYLKILL/TW	1657.4	36/7	7	1.386	0.3840	1868	1563	305	44,000
PECOS/TW	1622.0	39/19	13	1.424	0.5320	2107	1533	574	57,500
PEE DEE/TW	1758.6	37/7	7	1.427	0.3957	1982	1658	324	46,700
JAMES/TW	1730.6	39/19	13	1.465	0.5375	2221	1636	585	59,400
ATHABASKA/TW	1949.6	42/7	7	1.504	0.4176	2199	1838	361	51,900
CUMBERLAND/TW	1926.9	42/19	13	1.545	0.5665	2471	1821	650	65,300
POWDER/TW	2153.8	64/19	8	1.602	0.4805	2498	2030	468	61,100
SANTEE/TW	2627.3	64/19	8	1.762	0.5310	3048	2477	571	74,500

Notes:

1. Conductors manufactured to ASTM B779, Standard Specification for Shaped Wire Compact Concentric-Lay-Stranded Aluminum Conductors, Steel Reinforced (ACSR/TW).
2. Rated Strengths based on Class A zinc coated steel core wire in accordance with ASTM B498.

**Aluminum Conductor Steel Reinforced / Trapezoidal Wire**

**Electrical Properties**

Diameter Equal to Stranded ACSR Sizes

CODE WORD	Size & Stranding		Type No.	Resistance			GMR (Ft.)	Reactance	
	kcmil	Stranding		DC 60 HZ (Ohms/1000 Ft.)	AC-60HZ (Ohms/1000 Ft.)			Capacitive (Megohm -1000 Ft.)	Inductive (Ohms-1000 Ft.)
				@20° C	@25° C	@75° C			
MOHAWK/TW	571.7	18/7	13	0.0297	0.0305	0.0365	0.0281	0.5232	0.0821
CALUMET/TW	565.3	20/7	16	0.0300	0.0308	0.0369	0.0288	0.5217	0.0815
MYSTIC/TW	666.6	20/7	13	0.0255	0.0262	0.0314	0.0304	0.5122	0.0803
OSWEGO/TW	664.8	20/7	16	0.0255	0.0262	0.0313	0.0310	0.5090	0.0798
MAUMEE/TW	768.2	20/7	13	0.0222	0.0228	0.0273	0.0325	0.5011	0.0788
WABASH/TW	762.8	20/7	16	0.0222	0.0229	0.0274	0.033	0.4994	0.0784
KETTLE/TW	957.2	32/7	7	0.0180	0.0187	0.0224	0.035	0.4884	0.0770
FRASER/TW	946.7	35/7	10	0.0181	0.0188	0.0225	0.0358	0.4852	0.0765
COLUMBIA/TW	966.2	21/7	13	0.0177	0.0182	0.0218	0.0364	0.4842	0.0761
SUWANNEE/TW	959.6	22/7	16	0.0177	0.0182	0.0218	0.0373	0.4821	0.0756
CHEYENNE/TW	1168.1	30/7	5	0.0148	0.0155	0.0185	0.0378	0.4757	0.0753
GENESSEE/TW	1158.0	33/7	7	0.0149	0.0156	0.0186	0.0384	0.4736	0.0749
HUDSON/TW	1158.4	25/7	13	0.0147	0.0152	0.0182	0.04	0.4694	0.0740
CATAWBA/TW	1272.0	30/7	5	0.0136	0.0143	0.0170	0.0394	0.4694	0.0743
NELSON/TW	1257.1	35/7	7	0.0137	0.0144	0.0172	0.04	0.4678	0.0740
YUKON/TW	1233.6	38/19	13	0.0139	0.0145	0.0173	0.042	0.4631	0.0729
TRUCKEE/TW	1372.5	30/7	5	0.0125	0.0134	0.0158	0.0409	0.4631	0.0735
MACKENZIE/TW	1359.7	36/7	7	0.0126	0.0134	0.0159	0.042	0.4615	0.0729
THAMES/TW	1334.6	39/19	13	0.0128	0.0135	0.0161	0.0436	0.4573	0.0720
ST. CROIX/TW	1467.8	33/7	5	0.0117	0.0126	0.0149	0.0424	0.4578	0.0726
MIRAMICHI/TW	1455.3	36/7	7	0.0118	0.0126	0.0150	0.0431	0.4578	0.0723
MERRIMACK/TW	1433.6	39/19	13	0.0119	0.0126	0.0150	0.045	0.4520	0.0713
PLATTE/TW	1569.0	33/7	5	0.0110	0.0118	0.0140	0.0439	0.4530	0.0718
POTOMAC/TW	1557.4	36/7	7	0.0110	0.0118	0.0140	0.0445	0.4504	0.0715
RIO GRANDE/TW	1533.3	39/19	13	0.0112	0.0119	0.0141	0.0466	0.4472	0.0705
SCHUYLKILL/TW	1657.4	36/7	7	0.0104	0.0112	0.0132	0.0459	0.4462	0.0708
PECOS/TW	1622.0	39/19	13	0.0105	0.0112	0.0132	0.0481	0.4430	0.0697
PEE DEE/TW	1758.6	37/7	7	0.0098	0.0106	0.0125	0.0473	0.4419	0.0701
JAMES/TW	1730.6	39/19	13	0.0099	0.0106	0.0125	0.0494	0.4377	0.0691
ATHABASKA/TW	1949.6	42/7	7	0.0088	0.0097	0.0114	0.0500	0.4340	0.0688
CUMBERLAND/TW	1926.9	42/19	13	0.0089	0.0096	0.0113	0.0523	0.4303	0.0678
POWDER/TW	2153.8	64/19	8	0.0079	0.0089	0.0104	0.0538	0.4240	0.0672
SANTEE/TW	2627.3	64/19	8	0.0065	0.0076	0.0088	0.0594	0.4092	0.0649

Notes:  
 1. Resistance is based on 61.2% (avg.) IACS at 20° C conductivity aluminum 1350 wires and 8% IACS at 20° C conductivity steel core.

**Aluminum Conductor Steel Supported**

ASTM:  
 Conductors manufactured to ASTM B856, Specification for Concentric-Lay-Stranded Aluminum Conductors, Coated Steel Supported (ACSS).  
 ACSS: Aluminum Conductor, Steel Supported.  
 ACSS/MA, Supported with ZN-5A1-MM coated steel core wire, coating Class A in accordance with Specification ASTM B802.

**Physical Properties**

CODE WORD	kcmil	Stranding Number & Diameter		Complete Diameter (Inches)	Steel Core (Inches)	ACSS/MA Rated Strength (Lbs.)	Weight (Lbs./1000 Ft.)		
		Aluminum	Steel				Total	Aluminum	Steel
PARTRIDGE/ACSS	266.8	26 x 0.1013	7 x 0.0788	0.642	0.236	8,880	366.9	251.3	115.6
LINNET/ACSS	336.4	26 x 0.1137	7 x 0.0884	0.720	0.265	11,200	462.0	316.6	145.4
ORIOLE/ACSS	336.4	30 x 0.1059	7 x 0.1059	0.741	0.317	14,800	526.4	317.7	208.7
IBIS/ACSS	397.5	26 x 0.1236	7 x 0.0961	0.783	0.288	13,000	546.0	374.1	171.9
LARK/ACSS	397.5	30 x 0.1151	7 x 0.1151	0.806	0.345	17,500	621.8	375.3	246.5
FLICKER/ACSS	477	24 x 0.1410	7 x 0.0940	0.846	0.282	13,000	613.9	449.4	164.5
HAWK/ACSS	477	26 x 0.1354	7 x 0.1053	0.858	0.316	15,600	655.3	449.0	206.3
HEN/ACSS	477	30 x 0.1261	7 x 0.1261	0.883	0.378	21,000	746.4	450.4	296.0
PARAKEET/ACSS	566.5	24 x 0.1523	7 x 0.1015	0.914	0.304	15,200	716.1	524.3	191.8
DOVE/ACSS	566.5	26 x 0.1463	7 x 0.1138	0.927	0.341	18,200	765.2	524.2	241.0
EAGLE/ACSS	566.5	30 x 0.1362	7 x 0.1362	0.953	0.409	24,500	870.7	525.5	345.2
PEACOCK/ACSS	605	24 x 0.1588	7 x 0.1059	0.953	0.318	16,500	778.8	570.1	208.7
ROOK/ACSS	636	24 x 0.1628	7 x 0.1085	0.977	0.326	17,300	818.2	599.1	219.1
GROSBEAK/ACSS	636	26 x 0.1564	7 x 0.1216	0.990	0.365	20,700	874.2	599.0	275.2
EGRET/ACSS	636	30 x 0.1456	19 x 0.0874	1.019	0.437	28,000	987.2	600.5	386.7
FLAMINGO/ACSS	666.6	24 x 0.1667	7 x 0.1111	1.000	0.333	18,200	857.9	628.2	229.7
STARLING/ACSS	715.5	26 x 0.1659	7 x 0.1290	1.051	0.387	23,300	983.7	674.0	309.7
REDWING/ACSS	715.5	30 x 0.1544	19 x 0.0926	1.081	0.463	30,800	1109.3	675.3	434.0
TERN/ACSS	795	45 x 0.1329	7 x 0.0886	1.063	0.266	14,200	895	748.6	146.4
CUCKOO/ACSS	795	24 x 0.1820	7 x 0.1213	1.092	0.364	21,700	1023	748.8	274.2
CONDOR/ACSS	795	54 x 0.1213	7 x 0.1213	1.092	0.364	21,700	1022	748.4	273.6
DRAKE/ACSS	795	26 x 0.1749	7 x 0.1360	1.108	0.408	25,900	1093	749.1	343.9
MALLARD/ACSS	795	30 x 0.1628	19 x 0.0977	1.140	0.489	34,300	1233.9	750.7	483.2
RUDDY/ACSS	900	45 x 0.1414	7 x 0.0943	1.131	0.283	15,800	1013	847.4	165.6
CANARY/ACSS	900	54 x 0.1291	7 x 0.1291	1.162	0.387	24,600	1158	847.7	310.3
RAIL/ACSS	954	45 x 0.1456	7 x 0.0971	1.165	0.291	16,700	1074	898.5	175.5
CARDINAL/ACSS	954	54 x 0.1329	7 x 0.1329	1.196	0.399	26,000	1227.1	898.3	328.8
ORTOLAN/ACSS	1033.5	45 x 0.1515	7 x 0.1010	1.212	0.303	18,100	1163	972.8	190.2
CURLW/ACSS	1033.5	54 x 0.1383	7 x 0.1383	1.246	0.415	28,200	1329	972.8	356.2
BLUEJAY/ACSS	1113	45 x 0.1573	7 x 0.1049	1.259	0.315	19,500	1254	1048.7	205.3
FINCH/ACSS	1113	54 x 0.1436	19 x 0.0862	1.293	0.431	30,400	1430	1053.9	376.1
BUNTING/ACSS	1192.5	45 x 0.1628	7 x 0.1085	1.302	0.326	21,400	1342	1123.0	219.0
GRACKLE/ACSS	1192.5	54 x 0.1486	19 x 0.0892	1.338	0.446	32,600	1531	1128.6	402.4
BITTERN/ACSS	1272	45 x 0.1681	7 x 0.1121	1.345	0.336	22,300	1432	1197.7	234.3
PHEASANT/ACSS	1272	54 x 0.1535	19 x 0.0921	1.382	0.461	34,100	1634	1204.3	429.7
DIPPER/ACSS	1351.5	45 x 0.1733	7 x 0.1155	1.386	0.347	23,700	1521	1272.9	248.1
MARTIN/ACSS	1351.5	54 x 0.1582	19 x 0.0949	1.424	0.475	36,200	1735	1279.2	455.8
BOBOLINK/ACSS	1431	45 x 0.1783	7 x 0.1189	1.427	0.357	25,100	1611	1347.5	263.5
PLOVER/ACSS	1431	54 x 0.1628	19 x 0.0977	1.465	0.489	38,400	1838	1354.6	483.4
LAPWING/ACSS	1590	45 x 0.1880	7 x 0.1253	1.504	0.376	27,900	1790	1498.1	291.9
FALCON/ACSS	1590	54 x 0.1716	19 x 0.1030	1.545	0.515	42,600	2042	1505.0	537.0
CHUKAR/ACSS	1780	84 x 0.1456	19 x 0.0874	1.602	0.437	35,400	2072	1685.5	386.5
BLUEBIRD/ACSS	2156	84 x 0.1602	19 x 0.0961	1.762	0.481	42,100	2508	2040.4	467.6
KIWI/ACSS	2167	72 x 0.1735	7 x 0.1157	1.735	0.347	29,000	2301	2051.4	249.6
THRASHER/ACSS	2312	76 x 0.1744	19 x 0.0814	1.802	0.407	35,600	2523	2187.9	335.1

**Aluminum Conductor Steel Supported**

**Electrical Properties**

CODE WORD	Size & Stranding		Resistance (ohms per 1000 Ft.)			Reactance		GMR (FL)	Ampacity
	kcmil	Stranding	DC @ 20° C	AC-60HZ		Capacitive (Megohms-1000 Ft.)	Inductive (Ohms/1000 Ft.)		
				@ 25° C	@ 75° C				
PARTRIDGE/ACSS	266.8	26/7	0.0619	0.0633	0.0760	0.565	0.088	0.0217	814
LINNET/ACSS	336.4	26/7	0.0492	0.0502	0.0605	0.549	0.085	0.0244	943
ORIOLE/ACSS	336.4	30/7	0.0488	0.0498	0.0600	0.544	0.084	0.0255	955
IBIS/ACSS	397.5	26/7	0.0416	0.0426	0.0513	0.539	0.084	0.0265	1051
LARK/ACSS	397.5	30/7	0.0413	0.0422	0.0507	0.533	0.082	0.0277	1069
FLICKER/ACSS	477	24/7	0.0348	0.0357	0.0429	0.524	0.082	0.0283	1180
HAWK/ACSS	477	26/7	0.0347	0.0356	0.0428	0.522	0.081	0.0290	1186
HEN/ACSS	477	30/7	0.0344	0.0352	0.0424	0.517	0.080	0.0304	1200
PARAKEET/ACSS	556.5	24/7	0.0298	0.0305	0.0368	0.512	0.080	0.0306	1300
DOVE/ACSS	556.5	26/7	0.0296	0.0305	0.0366	0.510	0.080	0.0313	1316
EAGLE/ACSS	556.5	30/7	0.0291	0.0302	0.0362	0.505	0.079	0.0328	1336
PEACOCK/ACSS	605	24/7	0.0274	0.0282	0.0339	0.505	0.079	0.0319	1378
ROOK/ACSS	636	24/7	0.0280	0.0289	0.0322	0.502	0.079	0.0327	1429
GROSBEAK/ACSS	636	26/7	0.0259	0.0267	0.0320	0.500	0.078	0.0335	1438
EGRET/ACSS	636	30/19	0.0258	0.0265	0.0319	0.495	0.077	0.0351	1449
FLAMINGO/ACSS	666.6	24/7	0.0249	0.0256	0.0307	0.498	0.078	0.0335	1473
STARLING/ACSS	715.5	26/7	0.0231	0.0237	0.0285	0.490	0.077	0.0355	1550
REDWING/ACSS	715.5	30/19	0.0229	0.0235	0.0283	0.486	0.076	0.0372	1568
TERN/ACSS	795	45/7	0.0210	0.0219	0.0261	0.488	0.076	0.0352	1636
CUCKOO/ACSS	795	24/7	0.0209	0.0217	0.0260	0.484	0.076	0.0361	1647
CONDOR/ACSS	795	54/7	0.0209	0.0216	0.0259	0.484	0.076	0.0368	1650
DRAKE/ACSS	795	26/7	0.0210	0.0216	0.0259	0.482	0.076	0.0375	1660
MALLARD/ACSS	795	30/19	0.0207	0.0214	0.0255	0.477	0.074	0.0392	1693
RUDDY/ACSS	900	45/7	0.0186	0.0194	0.0232	0.479	0.076	0.0374	1766
CANARY/ACSS	900	54/7	0.0185	0.0191	0.0230	0.474	0.074	0.0392	1780
RAIL/ACSS	954	45/7	0.0172	0.0180	0.0215	0.474	0.075	0.0385	1844
CARDINAL/ACSS	954	54/7	0.0174	0.0181	0.0217	0.470	0.076	0.0404	1856
ORTOLAN/ACSS	1033.5	45/7	0.0162	0.0170	0.0203	0.468	0.074	0.0401	1933
CURLEW/ACSS	1033.5	54/7	0.0160	0.0167	0.0202	0.464	0.073	0.0420	1936
BLUEJAY/ACSS	1113	45/7	0.0151	0.0158	0.0189	0.462	0.073	0.0416	2025
FINCH/ACSS	1113	54/19	0.0150	0.0156	0.0190	0.458	0.070	0.0436	2020
BUNTING/ACSS	1192.5	45/7	0.0140	0.0148	0.0177	0.456	0.072	0.0431	2116
GRACKLE/ACSS	1192.5	54/19	0.0140	0.0147	0.0177	0.452	0.071	0.0451	2122
BITTERN/ACSS	1272	45/7	0.0131	0.0140	0.0166	0.451	0.072	0.0445	2223
PHEASANT/ACSS	1272	54/19	0.0131	0.0138	0.0166	0.447	0.070	0.0466	2221
DIPPER/ACSS	1351.5	45/7	0.0123	0.0132	0.0157	0.447	0.071	0.0459	2303
MARTIN/ACSS	1431	54/19	0.0123	0.0130	0.0156	0.442	0.070	0.0480	2313
BOBOLINK/ACSS	1431	45/7	0.0117	0.0125	0.0149	0.442	0.070	0.0472	2383
PLOVER/ACSS	1590	54/19	0.0117	0.0123	0.0148	0.438	0.069	0.0495	2395
LAPWING/ACSS	1590	45/7	0.0105	0.0114	0.0135	0.434	0.069	0.0498	2559
FALCON/ACSS	1590	54/19	0.0105	0.0113	0.0136	0.430	0.068	0.0521	2543
CHUKAR/ACSS	1780	84/19	0.0094	0.0103	0.0122	0.424	0.067	0.0534	2749
BLUEBIRD/ACSS	2156	84/19	0.0078	0.0087	0.0103	0.409	0.065	0.0588	3089
KIWI/ACSS	2167	72/7	0.0078	0.0089	0.0104	0.411	0.068	0.0570	3089
THRASHER/ACSS	2312	76/19	0.0073	0.0084	0.0098	0.405	0.065	0.0600	3227

Notes:  
 1. Ampacity based on a 200° C conductor temperature, 25° C ambient temperature, 2 ft./sec. wind, in sun, with emissivity of .5 and a coefficient of solar absorption of .5, at sea level.  
 2. Resistance and Ampacity based on 63% IACS Al and 8% IACS steel core wire @ 20° C.

### Aluminum Conductor Steel Supported

ASTM:  
 Conductors manufactured to ASTM B856, Specification for Concentric-Lay-Stranded Aluminum Conductors, Coated Steel Supported (ACSS) ACSS/AW, Supported with Aluminum-Clad Steel Core Wire in accordance with Specification ASTM B502.

#### Physical Properties

##### 1350-0 Aluminum Strands - Aluminum Clad Steel Core Wire

CODE WORD	kcmil	Stranding Number & Diameter		Complete Diameter (Inches)	Weight (Lbs./1000 Ft.)	Rated Strength (Lbs.)
		Aluminum	AW Steel			
PARTRIDGE/ACSS/AW	266.8	26 x 0.1013	7 x 0.0788	0.642	349.2	8,370
OSTRICH/ACSS/AW	300	26 X 0.1074	7 x 0.0835	0.680	392.5	9,400
LINNET/ACSS/AW	336.4	26 x 0.1137	7 x 0.0884	0.720	439.8	10,500
ORIOLE/ACSS/AW	336.4	30 x 0.1059	7 x 0.1059	0.741	494.5	14,200
BRANT/ACSS/AW	397.5	24 X 0.1287	7 x 0.0858	0.772	490.5	10,400
IBIS/ACSS/AW	397.5	26 x 0.1236	7 x 0.0961	0.783	519.8	12,400
LARK/ACSS/AW	397.5	30 x 0.1151	7 x 0.1151	0.806	584.2	16,700
FLICKER/ACSS/AW	477	24 x 0.1410	7 x 0.0940	0.846	588.8	12,500
HAWK/ACSS/AW	477	26 x 0.1354	7 x 0.1053	0.858	623.8	14,900
HEN/ACSS/AW	477	30 x 0.1261	7 x 0.1261	0.883	701.2	20,100
PARAKEET/ACSS/AW	556.5	24 x 0.1523	7 x 0.1015	0.914	686.8	14,600
DOVE/ACSS/AW	556.5	26 x 0.1463	7 x 0.1138	0.927	728.4	17,500
EAGLE/ACSS/AW	556.5	30 x 0.1362	7 x 0.1362	0.953	818	22,900
PEACOCK/ACSS/AW	605	24 x 0.1588	7 x 0.1059	0.953	746.9	15,900
SQUAB/ACSS/AW	605	26 X 0.1525	7 x 0.1186	0.966	791.3	19,000
TEAL/ACSS/AW	605	30 X 0.1420	19 X 0.0852	0.994	882.6	25,000
ROOK/ACSS/AW	636	24 x 0.1628	7 x 0.1085	0.977	784.8	16,700
GROSBEAK/ACSS/AW	636	26 x 0.1564	7 x 0.1216	0.990	832.2	19,900
EGRET/ACSS/AW	636	30 x 0.1456	19 x 0.0874	1.019	928.1	26,300
FLAMINGO/ACSS/AW	666.6	24 x 0.1667	7 x 0.1111	1.000	822.8	17,500
GANNET/ACSS/AW	666.6	26 x 0.1600	7 x 0.1245	1.014	872.2	20,900
STARLING/ACSS/AW	715.5	26 x 0.1659	7 x 0.1290	1.051	936.5	22,000
REDWING/ACSS/AW	715.5	30 x 0.1544	19 x 0.0926	1.081	1043.1	29,500
TERN/ACSS/AW	795	45 x 0.1329	7 x 0.0886	1.063	872.4	13,500
CONDOR/ACSS/AW	795	54 x 0.1213	7 x 0.1213	1.092	980.4	20,900
DRAKE/ACSS/AW	795	26 x 0.1749	7 x 0.1360	1.108	1040.8	24,400
MALLARD/ACSS/AW	795	30 x 0.1628	19 x 0.0977	1.140	1160.2	32,900
CUCKOO/ACSS/AW	795	24 x 0.1820	7 x 0.1213	1.092	980.9	20,900
RUDDY/ACSS/AW	900	45 x 0.1414	7 x 0.0943	1.131	987.7	15,300
CANARY/ACSS/AW	900	54 x 0.1291	7 x 0.1291	1.162	1110.6	23,200
RAIL/ACSS/AW	954	45 x 0.1456	7 x 0.0971	1.165	1047.2	16,200
CARDINAL/ACSS/AW	954	54 x 0.1329	7 x 0.1329	1.196	1176.9	24,600
ORTOLAN/ACSS/AW	1033.5	45 x 0.1515	7 x 0.1010	1.212	1133.7	17,600
CURLEW/ACSS/AW	1033.5	54 x 0.1383	7 x 0.1383	1.246	1274.5	26,100
BLUEJAY/ACSS/AW	1113	45 x 0.1573	7 x 0.1049	1.259	1222.3	18,900
FINCH/ACSS/AW	1113	54 x 0.1436	19 x 0.0862	1.293	1372.7	28,800
BUNTING/ACSS/AW	1192.5	45 x 0.1628	7 x 0.1085	1.302	1309	20,800
GRACKLE/ACSS/AW	1192.5	54 x 0.1486	19 x 0.0892	1.338	1469.9	30,800
BITTERN/ACSS/AW	1272	45 x 0.1681	7 x 0.1121	1.345	1396.3	21,600
PHEASANT/ACSS/AW	1272	54 x 0.1535	19 x 0.0921	1.382	1568.1	32,800
DIPPER/ACSS/AW	1351.5	45 x 0.1733	7 x 0.1155	1.386	1483.3	23,000
MARTIN/ACSS/AW	1351.5	54 x 0.1582	19 x 0.0949	1.424	1665.4	34,900
BOBOLINK/ACSS/AW	1431	45 x 0.1783	7 x 0.1189	1.427	1570.4	24,300
PLOVER/ACSS/AW	1431	54 x 0.1628	19 x 0.0977	1.465	1764	36,900
NUTHATCH/ACSS/AW	1510.5	45 x 0.1832	7 x 0.1221	1.466	1657.6	25,700
PARROT/ACSS/AW	1510.5	54 x 0.1672	19 x 0.1003	1.505	1860.3	38,900
LAPWING/ACSS/AW	1590	45 x 0.1880	7 x 0.1253	1.504	1745.7	27,000
FALCON/ACSS/AW	1590	54 x 0.1716	19 x 0.1030	1.545	1960.1	41,100
CHUKAR/ACSS/AW	1780	84 x 0.1456	19 x 0.0874	1.602	2013.1	33,600
BLUEBIRD/ACSS/AW	2156	84 x 0.1602	19 x 0.0961	1.762	2436.5	40,700
KIWI/ACSS/AW	2167	72 x 0.1735	7 x 0.1157	1.735	2262.5	28,200
THRASHER/ACSS/AW	2312	76 x 0.1744	19 x 0.0814	1.802	2472.1	34,100
JOREE/ACSS/AW	2515	76 x 0.1819	19 x 0.0850	1.880	2689.3	37,100

Aluminum Conductor Steel Supported

Electrical Properties

1350-0 Aluminum Strands - Aluminum Clad Steel Core Wire

CODE WORD	Size & Stranding		Resistance (ohms per 1000 Ft.)			Ampacity
	kcmil	Stranding	DC @ 20° C	AC-60HZ		
				@ 25° C	@ 75° C	
PARTRIDGE/ACSS/AW	266.8	26/7	0.0599	0.0610	0.0731	831
OSTRICH/ACSS/AW	300	26/7	0.0533	0.0543	0.0650	898
LINNET/ACSS/AW	336.4	26/7	0.0475	0.0485	0.0580	968
ORIOLE/ACSS/AW	336.4	30/7	0.0467	0.0474	0.0568	985
BRANT/ACSS/AW	397.5	24/7	0.0405	0.0415	0.0496	1070
IBIS/ACSS/AW	397.5	26/7	0.0403	0.0410	0.0491	1079
LARK/ACSS/AW	397.5	30/7	0.0396	0.0402	0.0481	1101
FLICKER/ACSS/AW	477	24/7	0.0338	0.0346	0.0414	1205
HAWK/ACSS/AW	477	26/7	0.0335	0.0343	0.0410	1217
HEN/ACSS/AW	477	30/7	0.0330	0.0335	0.0401	1240
PARAKEET/ACSS/AW	556.5	24/7	0.0290	0.0297	0.0355	1334
DOVE/ACSS/AW	556.5	26/7	0.0287	0.0294	0.0351	1349
EAGLE/ACSS/AW	556.5	30/7	0.0283	0.0288	0.0344	1374
PEACOCK/ACSS/AW	605	24/7	0.0266	0.0274	0.0327	1410
SQUAB/ACSS/AW	605	26/7	0.0264	0.0271	0.0324	1421
TEAL/ACSS/AW	605	30/19	0.0260	0.0265	0.0317	1449
ROOK/ACSS/AW	636	24/7	0.0253	0.0261	0.0311	1459
GROSBEAK/ACSS/AW	636	26/7	0.0251	0.0258	0.0308	1470
EGRET/ACSS/AW	636	30/19	0.0248	0.0253	0.0302	1499
FLAMINGO/ACSS/AW	666.6	24/7	0.0242	0.0249	0.0297	1503
GANNET/ACSS/AW	666.6	26/7	0.0240	0.0245	0.0274	1656
STARLING/ACSS/AW	715.5	26/7	0.0215	0.0230	0.0274	1592
REDWING/ACSS/AW	715.5	30/19	0.0217	0.0225	0.0269	1617
TERN/ACSS/AW	795	45/7	0.0208	0.0214	0.0256	1647
CONDOR/ACSS/AW	795	54/7	0.0205	0.0203	0.0250	1647
DRAKE/ACSS/AW	795	26/7	0.0200	0.0206	0.0247	1697
MALLARD/ACSS/AW	795	30/19	0.0200	0.0205	0.0242	1750
CUCKOO/ACSS/AW	795	24/7	0.0205	0.0209	0.0250	1682
RUDDY/ACSS/AW	900	45/7	0.0184	0.0189	0.0227	1780
CANARY/ACSS/AW	900	54/7	0.0181	0.0186	0.0222	1824
RAIL/ACSS/AW	954	45/7	0.0172	0.0180	0.0215	1854
CARDINAL/ACSS/AW	954	54/7	0.0170	0.0177	0.0210	1901
ORTOLAN/ACSS/AW	1033.5	45/7	0.0160	0.0168	0.0200	1947
CURLEW/ACSS/AW	1033.5	54/7	0.0156	0.0164	0.0192	2036
BLUEJAY/ACSS/AW	1113	45/7	0.0147	0.0154	0.0184	2054
FINCH/ACSS/AW	1113	54/19	0.0145	0.0153	0.0182	2090
BUNTING/ACSS/AW	1192.5	45/7	0.0140	0.0150	0.0178	2122
GRACKLE/ACSS/AW	1192.5	54/19	0.0136	0.0143	0.0176	2188
BITTERN/ACSS/AW	1272	45/7	0.0137	0.0140	0.0166	2223
PHEASANT/ACSS/AW	1272	54/19	0.0127	0.0135	0.0160	2285
DIPPER/ACSS/AW	1351.5	45/7	0.0122	0.0130	0.0154	2332
MARTIN/ACSS/AW	1351.5	54/19	0.0120	0.0127	0.0152	2350
BOBOLINK/ACSS/AW	1431	45/7	0.0115	0.0123	0.0146	2415
PLOVER/ACSS/AW	1431	54/19	0.0119	0.0120	0.0143	2454
NUTHATCH/ACSS/AW	1510.5	45/7	0.0109	0.0117	0.0139	2495
PARROT/ACSS/AW	1510.5	54/19	0.0108	0.0114	0.0135	2560
LAPWING/ACSS/AW	1590	45/7	0.0106	0.0114	0.0134	2584
FALCON/ACSS/AW	1590	54/19	0.0102	0.0110	0.0129	2662
CHUKAR/ACSS/AW	1780	84/19	0.0092	0.0101	0.0119	2794
BLUEBIRD/ACSS/AW	2156	84/19	0.0076	0.0086	0.0101	3139
KIWI/ACSS/AW	2167	72/7	0.0077	0.0088	0.0102	3140
THRASHER/ACSS/AW	2312	76/19	0.0072	0.0083	0.0096	3283
JOREE/ACSS/AW	2515	76/19	0.0066	0.0078	0.0090	3446

Notes:  
 1. Ampacity based on a 200° C conductor temperature, 25° C ambient temperature, 2 ft./sec. wind, in sun, with emissivity of .5 and a coefficient of solar absorption of .5, at sea level.  
 2. Resistance and Ampacity based on 63% IACS Al and 20.3% IACS steel core wire @ 20° C.

**Aluminum Conductor Steel Supported**

ASTM:  
 Conductors manufactured to ASTM B857, Specification for Shaped Wire Compact Concentric-Lay-Stranded Aluminum Conductors, Coated Steel Supported (ACSS/TW).

**Physical Properties**

Area Equal to Stranded ACSS Sizes

CODE WORD	Conductor Size (kcmil)	Type No.	Stranding Al/St.	Diameter Complete Conductor (Inches)	Steel Core (Inches)	Total Weight (Lbs./1000 Ft.)	Aluminum (Lbs./1000 Ft.)	Steel Core (Lbs./1000 Ft.)	RBS ACSS/TW/MA
FLICKER/ACSS/TW	477.0	13	18/7	0.776	0.2820	612	447.7	164.3	13,000
HAWK/ACSS/TW	477.0	16	18/7	0.789	0.3159	655	448.2	206.8	15,600
PARAKEET/ACSS/TW	556.5	13	18/7	0.835	0.3045	714	522.4	191.6	15,200
DOVE/ACSS/TW	556.5	16	20/7	0.852	0.3414	764	522.9	241.1	18,200
ROOK/ACSS/TW	636.0	13	18/7	0.890	0.3255	818	597.0	221.0	17,300
GROSBEAK/ACSS/TW	636.0	16	20/7	0.908	0.3648	873	597.6	275.4	20,700
TERN/ACSS/TW	795.0	7	17/7	0.960	0.2658	891	745.2	145.8	14,200
PUFFIN/ACSS/TW	795.0	10	18/7	0.980	0.3324	974	745.9	228.1	18,900
CONDOR/ACSS/TW	795.0	13	20/7	0.993	0.3639	1020	746.2	273.8	21,700
DRAKE/ACSS/TW	795.0	16	20/7	1.010	0.4080	1091	747.0	344.0	25,900
PHOENIX/ACSS/TW	954.0	5	30/7	1.049	0.2511	1028	898.6	129.4	14,200
RAIL/ACSS/TW	954.0	7	32/7	1.061	0.2913	1074	897.7	176.3	16,700
CARDINAL/ACSS/TW	954.0	13	20/7	1.084	0.3987	1227	895.5	331.5	26,000
SNOWBIRD/ACSS/TW	1033.5	5	30/7	1.089	0.2613	1114	972.5	141.5	15,400
ORTOLAN/ACSS/TW	1033.5	7	32/7	1.102	0.3030	1163	973.4	189.6	18,100
CURLEW/ACSS/TW	1033.5	13	21/7	1.129	0.4149	1326	970.1	355.9	28,200
AVOCET/ACSS/TW	1113.0	5	30/7	1.129	0.2712	1199	1047.3	151.7	16,300
BLUEJAY/ACSS/TW	1113.0	7	33/7	1.143	0.3147	1253	1048.3	204.7	19,500
FINCH/ACSS/TW	1113.0	13	38/19	1.185	0.4310	1427	1050.9	376.1	30,400
OSPREY/ACSS/TW	1192.5	5	30/7	1.167	0.2808	1285	1122.1	162.9	17,500
BUNTING/ACSS/TW	1192.5	7	33/7	1.181	0.3255	1342	1123.2	218.8	20,900
GRACKLE/ACSS/TW	1192.5	13	38/19	1.225	0.4460	1529	1125.9	403.1	32,600
SCISSORTAIL/ACSS/TW	1272.0	5	30/7	1.203	0.2901	1371	1196.9	174.1	18,700
BITTERN/ACSS/TW	1272.0	7	35/7	1.220	0.3363	1432	1198.1	233.9	22,300
PHEASANT/ACSS/TW	1272.0	13	39/19	1.264	0.4605	1630	1201.0	429.0	34,100
DIPPER/ACSS/TW	1351.5	7	35/7	1.256	0.3465	1521	1273.0	248.0	23,700
MARTIN/ACSS/TW	1351.5	13	39/19	1.300	0.4745	1732	1276.1	455.9	36,200
BOBOLINK/ACSS/TW	1431.0	7	36/7	1.291	0.3567	1611	1347.8	263.2	25,100
PLOVER/ACSS/TW	1431.0	13	39/19	1.337	0.4885	1834	1351.1	483.0	38,400
LAPWING/ACSS/TW	1590.0	7	36/7	1.358	0.3759	1790	1497.6	292.4	27,900
FALCON/ACSS/TW	1590.0	13	42/19	1.408	0.5150	2038	1501.3	536.7	42,600
CHUKAR/ACSS/TW	1780.0	8	37/19	1.445	0.4370	2061	1674.1	386.9	35,300
BLUEBIRD/ACSS/TW	2156.0	8	64/19	1.608	0.4805	2512	2044.6	467.4	42,100

Aluminum Conductor Steel Supported

Electrical Properties										
Area Equal to Stranded ACSS Sizes										
CODE WORD	Size & Stranding		Type No.	Resistance (ohms per 1000 Ft.)			Reactance		GMR (Ft.)	Ampacity
	kcmil	Stranding		DC @ 20° C	AC-60HZ		Capacitive (Megohms-1000 Ft.)	Inductive (Ohms/1000 Ft.)		
					@ 25° C	@ 75° C				
FLICKER/ACSS/TW	477.0	18/7	13	0.0348	0.0356	0.0427	0.5370	0.0841	0.0257	1152
HAWK/ACSS/TW	477.0	18/7	16	0.0346	0.0354	0.0426	0.5349	0.0835	0.0264	1147
PARAKEET/ACSS/TW	556.5	18/7	13	0.0297	0.0304	0.0365	0.5248	0.0824	0.0277	1274
DOVE/ACSS/TW	556.5	20/7	16	0.0296	0.0303	0.0364	0.5232	0.0817	0.0286	1284
ROOK/ACSS/TW	636.0	18/7	13	0.0260	0.0267	0.0320	0.5164	0.0809	0.0296	1391
GROSBK/ACSS/TW	636.0	20/7	16	0.0259	0.0266	0.0319	0.5127	0.0802	0.0305	1401
TERN/ACSS/TW	795.0	17/7	7	0.0209	0.0216	0.0259	0.5042	0.0797	0.0312	1583
PUFFIN/ACSS/TW	795.0	18/7	10	0.0209	0.0215	0.0258	0.5011	0.0789	0.0323	1595
CONDOR/ACSS/TW	795.0	20/7	13	0.0208	0.0214	0.0257	0.4990	0.0784	0.0331	1604
DRAKE/ACSS/TW	795.0	20/7	16	0.0207	0.0213	0.0255	0.4963	0.0778	0.0339	1623
PHOENIX/ACSS/TW	954.0	30/7	5	0.0176	0.0183	0.0219	0.4900	0.0775	0.0343	1770
RAIL/ACSS/TW	954.0	32/7	7	0.0175	0.0182	0.0216	0.4884	0.0771	0.0349	1803
CARDINAL/ACSS/TW	954.0	20/7	13	0.0173	0.0179	0.0214	0.4852	0.0763	0.0362	1814
SNOWBIRD/ACSS/TW	1033.5	30/7	5	0.0162	0.0169	0.0202	0.4842	0.0767	0.0356	1870
ORTOLAN/ACSS/TW	1033.5	32/7	7	0.0162	0.0169	0.0202	0.4826	0.0762	0.0363	1877
CURLEW/ACSS/TW	1033.5	21/7	13	0.0160	0.0167	0.0199	0.4784	0.0754	0.0377	1911
AVOCET/ACSS/TW	1113.0	30/7	5	0.0150	0.0157	0.0188	0.4784	0.0758	0.0369	1959
BLUEJAY/ACSS/TW	1113.0	33/7	7	0.0150	0.0157	0.0187	0.4768	0.0754	0.0376	1980
FINCH/ACSS/TW	1113.0	38/19	13	0.0149	0.0156	0.0185	0.4704	0.0740	0.0399	2020
AXBIRD/ACSS/TW	1192.5	30/7	5	0.0140	0.0148	0.0176	0.4730	0.0750	0.0382	2057
BUNTING/ACSS/TW	1192.5	33/7	7	0.0140	0.0147	0.0175	0.4715	0.0746	0.0390	2069
GRACKLE/ACSS/TW	1192.5	38/19	13	0.0140	0.0146	0.0175	0.4662	0.0733	0.0412	2083
SCISSORTAIL/ACSS/TW	1272.0	30/7	5	0.0132	0.0140	0.0166	0.4689	0.0743	0.0394	2143
BITTERN/ACSS/TW	1272.0	35/7	7	0.0131	0.0138	0.0164	0.4667	0.0738	0.0403	2162
PHEASANT/ACSS/TW	1272.0	39/19	13	0.0131	0.0138	0.0164	0.4615	0.0725	0.0426	2188
DIPPER/ACSS/TW	1351.5	35/7	7	0.0124	0.0131	0.0156	0.4615	0.0731	0.0415	2235
MARTIN/ACSS/TW	1351.5	39/19	13	0.0123	0.0130	0.0154	0.4567	0.0714	0.0438	2284
BOBOLINK/ACSS/TW	1431.0	36/7	7	0.0117	0.0125	0.0148	0.4578	0.0725	0.0427	2325
PLOVER/ACSS/TW	1431.0	39/19	13	0.0116	0.0123	0.0146	0.4541	0.0712	0.0451	2363
LAPWING/ACSS/TW	1590.0	36/7	7	0.0105	0.0113	0.0133	0.4493	0.0714	0.0449	2505
FALCON/ACSS/TW	1590.0	42/19	13	0.0105	0.0112	0.0133	0.4441	0.0700	0.0476	2518
CHUKAR/ACSS/TW	1780.0	37/19	8	0.0095	0.0103	0.0122	0.4393	0.0697	0.0482	2657
BLUEBIRD/ACSS/TW	2156.0	64/19	8	0.0078	0.0087	0.0102	0.4229	0.0672	0.0538	3034

Notes:

1. Resistance and Ampacity calculations are based on 63% IACS Al and 8% IACS steel core wire @ 20° C.
2. Ampacity based on a 200° C conductor temperature, 25° C ambient temperature, 2 ft./sec. wind, in sun, with emissivity of .5 and a coefficient of solar absorption of .5, at sea level.



**Aluminum Conductor Steel Supported**

Physical Properties									
Diameter Equal to Stranded ACSS Sizes									
CODE WORD	Conductor Size (kcmil)	Type No.	Stranding Al/St.	Diameter Complete Conductor (Inches)	Steel Core (Inches)	Total Weight (Lbs./1000 Ft.)	Aluminum (Lbs./1000 Ft.)	Steel Core (Lbs./1000 Ft.)	RBS ACSS/TW/MA
MOHAWK/ACSS/TW	571.7	13	18/7	0.846	0.3090	734	536.6	197.4	15,600
CALUMET/ACSS/TW	565.3	16	20/7	0.858	0.3438	776	531.2	244.8	18,400
MYSTIC/ACSS/TW	666.6	13	20/7	0.913	0.3330	856	625.7	230.3	18,200
OSWEGO/ACSS/TW	664.8	16	20/7	0.927	0.3732	913	624.6	288.4	21,700
MAUMEE/ACSS/TW	768.2	13	20/7	0.977	0.3585	987	721.1	265.9	21,000
WABASH/ACSS/TW	762.8	16	20/7	0.990	0.3993	1047	716.7	330.3	24,900
KETTLE/ACSS/TW	957.2	7	32/7	1.060	0.2919	1078	901.6	176.4	16,800
FRASER/ACSS/TW	946.7	10	35/7	1.077	0.3462	1140	892.6	247.4	21,100
COLUMBIA/ACSS/TW	966.2	13	21/7	1.092	0.4014	1240	906.9	333.1	26,400
SUWANNEE/ACSS/TW	959.6	16	22/7	1.108	0.4479	1317	901.6	415.4	30,700
CHEYENNE/ACSS/TW	1168.1	5	30/7	1.155	0.2778	1259	1099.2	159.8	17,200
GENESSEE/ACSS/TW	1158.0	7	33/7	1.165	0.3234	1307	1090.7	216.3	20,500
HUDSON/ACSS/TW	1158.4	13	25/7	1.196	0.4401	1488	1087.4	400.6	31,100
CATAWBA/ACSS/TW	1272.0	5	30/7	1.203	0.2901	1371	1196.9	174.1	18,700
NELSON/ACSS/TW	1257.1	7	35/7	1.213	0.3345	1416	1184.1	231.9	22,100
YUKON/ACSS/TW	1233.6	13	38/19	1.245	0.4550	1584	1164.8	419.2	33,200
TRUCKEE/ACSS/TW	1372.5	5	30/7	1.248	0.3012	1479	1291.5	187.5	20,200
MACKENZIE/ACSS/TW	1359.7	7	36/7	1.259	0.3477	1531	1280.7	250.3	23,900
THAMES/ACSS/TW	1334.6	13	39/19	1.293	0.4720	1711	1260.1	450.9	35,800
ST. CROIX/ACSS/TW	1467.8	5	33/7	1.292	0.3123	1583	1381.2	201.8	21,600
MIRAMICHI/ACSS/TW	1455.3	7	36/7	1.302	0.3600	1639	1370.7	268.3	25,600
MERRIMACK/ACSS/TW	1433.6	13	39/19	1.338	0.4890	1838	1353.6	484.4	38,400
PLATTE/ACSS/TW	1569.0	5	33/7	1.334	0.3222	1691	1476.4	214.6	23,100
POTOMAC/ACSS/TW	1557.4	7	36/7	1.345	0.3723	1754	1466.9	287.1	27,300
RIO GRANDE/ACSS/TW	1533.3	13	39/19	1.382	0.5060	1966	1447.7	518.3	41,200
SCHUYLKILL/ACSS/TW	1657.4	7	36/7	1.386	0.3840	1866	1561.1	304.9	29,100
PECOS/ACSS/TW	1622.0	13	39/19	1.424	0.5320	2105	1531.5	573.5	45,000
PEE DEE/ACSS/TW	1758.6	7	37/7	1.427	0.3957	1980	1656.4	323.6	30,900
JAMES/ACSS/TW	1730.6	13	39/19	1.465	0.5375	2219	1634.0	585.0	46,400
ATHABASKA/ACSS/TW	1949.6	7	42/7	1.504	0.4176	2197	1836.3	360.7	34,300
CUMBERLAND/ACSS/TW	1926.9	13	42/19	1.545	0.5665	2469	1819.4	649.6	51,600
POWDER/ACSS/TW	2153.8	8	64/19	1.602	0.4805	2510	2042.5	467.5	42,100
SANTEE/ACSS/TW	2627.3	8	64/19	1.762	0.5310	3063	2491.5	571.5	51,300

Notes:  
 1. Conductors manufactured to ASTM B857, Specification for Shaped Wire Compact Concentric-Lay-Stranded Aluminum Conductors, Coated Steel Supported (ACSS/TW).

**Aluminum Conductor Steel Supported**

<b>Electrical Properties</b>										
Diameter Equal to Stranded ACSS Sizes										
CODE WORD	Size & Stranding		Type No.	Resistance (ohms per 1000 Ft.)			Reactance		GMR (Ft.)	Ampacity
	kcmil	Stranding		DC @ 20° C	AC-60HZ		Capacitive (Megohms-1000 Ft.)	Inductive (Ohms/1000 Ft.)		
					@ 25° C	@ 75° C				
MOHAWK/ACSS/TW	571.7	18/7	13	0.0287	0.0295	0.0353	0.5232	0.0821	0.0281	1306
CALUMET/ACSS/TW	565.3	20/7	16	0.0294	0.0300	0.0359	0.5217	0.0815	0.0304	1300
MYSTIC/ACSS/TW	666.6	20/7	13	0.0248	0.0256	0.0306	0.5122	0.0803	0.0310	1435
OSWEGO/ACSS/TW	664.8	20/7	16	0.0250	0.0255	0.0306	0.5090	0.0798	0.0325	1441
WABASH/ACSS/TW	762.8	20/7	16	0.0216	0.0223	0.0267	0.5011	0.0788	0.0330	1576
KETTLE/ACSS/TW	957.2	32/7	7	0.0174	0.0182	0.0219	0.4994	0.0784	0.0350	1772
MAUMEE/ACSS/TW	768.2	20/7	13	0.0215	0.0221	0.0265	0.4884	0.0770	0.0325	1570
FRASER/ACSS/TW	946.7	35/7	10	0.0177	0.0184	0.0219	0.4852	0.0765	0.0358	1797
COLUMBIA/ACSS/TW	966.2	21/7	13	0.0163	0.0170	0.0219	0.4842	0.0761	0.0364	1820
SUWANNEE/ACSS/TW	959.6	22/7	16	0.0178	0.0187	0.0213	0.4821	0.0756	0.0373	1831
CHEYENNE/ACSS/TW	1168.1	30/7	5	0.0143	0.0152	0.0180	0.4757	0.0753	0.0378	2036
GENESSEE/ACSS/TW	1158.0	33/7	7	0.0144	0.0152	0.0181	0.4736	0.0749	0.0384	2028
HUDSON/ACSS/TW	1158.4	25/7	13	0.0142	0.0150	0.0179	0.4694	0.0740	0.0400	2052
CATAWBA/ACSS/TW	1272.0	30/7	5	0.0131	0.0140	0.0164	0.4694	0.0743	0.0394	2175
NELSON/ACSS/TW	1257.1	35/7	7	0.0132	0.0141	0.0167	0.4678	0.0740	0.0400	2143
YUKON/ACSS/TW	1233.6	38/19	13	0.0134	0.0142	0.0168	0.4631	0.0729	0.0420	2161
TRUCKEE/ACSS/TW	1372.5	30/7	5	0.0121	0.0131	0.0155	0.4631	0.0735	0.0409	2249
MACKENZIE/ACSS/TW	1359.7	36/7	7	0.0122	0.0131	0.0156	0.4615	0.0729	0.0420	2237
THAMES/ACSS/TW	1334.6	39/19	13	0.0124	0.0132	0.0156	0.4573	0.0720	0.0436	2267
ST. CROIX/ACSS/TW	1467.8	33/7	5	0.0114	0.0123	0.0146	0.4578	0.0726	0.0424	2336
MIRAMICHI/ACSS/TW	1455.3	36/7	7	0.0114	0.0117	0.0146	0.4578	0.0723	0.0431	2260
MERRIMACK/ACSS/TW	1433.6	39/19	13	0.0115	0.0123	0.0146	0.4520	0.0713	0.0450	2365
PLATTE/ACSS/TW	1569.0	33/7	5	0.0106	0.0116	0.0137	0.4530	0.0718	0.0439	2445
POTOMAC/ACSS/TW	1557.4	36/7	7	0.0106	0.0116	0.0136	0.4504	0.0715	0.0445	2480
RIO GRANDE/ACSS/TW	1533.3	39/19	13	0.0108	0.0116	0.0137	0.4472	0.0705	0.0466	2475
SCHUYLKILL/ACSS/TW	1657.4	36/7	7	0.0100	0.0110	0.0130	0.4462	0.0708	0.0459	2545
PECOS/ACSS/TW	1622.0	39/19	13	0.0102	0.0110	0.0130	0.4430	0.0697	0.0481	2563
PEE DEE/ACSS/TW	1758.6	37/7	7	0.0095	0.0103	0.0121	0.4419	0.0701	0.0473	2675
JAMES/ACSS/TW	1730.6	39/19	13	0.0095	0.0097	0.0123	0.4377	0.0691	0.0494	2537
ATHABASKA/ACSS/TW	1949.6	42/7	7	0.0095	0.0096	0.0112	0.4340	0.0688	0.0500	2840
CUMBERLAND/ACSS/TW	1926.9	42/19	13	0.0086	0.0095	0.0111	0.4303	0.0678	0.0523	2881
POWDER/ACSS/TW	2153.8	64/19	8	0.0075	0.0087	0.0101	0.4240	0.0672	0.0538	3067
SANTEEC/ACSS/TW	2627.3	64/19	8	0.0064	0.0085	0.0097	0.4092	0.0649	0.0594	3379

Notes:

1. Resistance and Ampacity calculations are based on 63% IACS Al and 8% IACS steel core wire @ 20° C.
2. Ampacity based on 200° C conductor temperature, 25° C ambient temperature, 2 ft./sec. wind, in sun, with emissivity of .5 and a coefficient of solar absorption of .5, at sea level.

## All Aluminum Conductor

ASTM: B230, Specification for Aluminum 1350-H19 Wire for Electrical Purposes  
 B231, Specification for Concentric-Lay-Stranded Aluminum 1350 Conductors

### Physical Properties

CODE WORD	CONDUCTOR SIZE		STRANDING		Nominal Conductor Diameter (Inches)	Rated Strength (Lbs.)	Nominal Weight (Lbs./1000 Ft.)
	AWG or kcmil	Cross Sectional Area (Sq.In.)	Class	Number & Dia. Of Strands (Inches)			
PEACHBELL	6	0.0206	A	7 X 0.0612	0.184	563	24.6
ROSE	4	0.0328	A	7 X 0.0772	0.232	881	39.1
IRIS	2	0.0522	AA,A	7 X 0.0974	0.292	1350	62.2
PANSY	1	0.0657	AA,A	7 X 0.1093	0.328	1640	78.4
POPPY	1/0	0.0829	AA,A	7 X 0.1228	0.368	1990	98.9
ASTER	2/0	0.1045	AA,A	7 X 0.1379	0.414	2510	124.8
PHLOX	3/0	0.1317	AA,A	7 X 0.1548	0.464	3040	157.2
OXLIP	4/0	0.1662	AA,A	7 X 0.1739	0.522	3830	198.4
SNEEZEWORT	250.0	0.1964	AA	7 X 0.1890	0.567	4520	234.4
VALERIAN	250.0	0.1963	A	19 X 0.1147	0.574	4660	234.3
DAISY	266.8	0.2095	AA	7 X 0.1952	0.586	4830	250.2
LAUREL	266.8	0.2095	A	19 X 0.1185	0.593	4970	250.1
PEONY	300.0	0.2358	A	19 X 0.1257	0.629	5480	281.4
TULIP	336.4	0.2644	A	19 X 0.1331	0.666	6150	315.5
DAFFODIL	350.0	0.2748	A	19 X 0.1357	0.679	6390	327.9
CANNA	397.5	0.3124	AA,A	19 X 0.1447	0.724	7110	372.9
GOLDENTUFT	450.0	0.3534	AA	19 X 0.1539	0.769	7890	421.8
COSMOS	477.0	0.3744	AA	19 X 0.1584	0.792	8360	446.8
SYRINGA	477.0	0.3744	A	37 X 0.1135	0.795	8690	446.8
ZINNIA	500.0	0.3926	AA	19 X 0.1622	0.811	8760	468.5
DAHLIA	556.5	0.4369	AA	19 X 0.1711	0.856	9750	521.4
MISTLETOE	556.5	0.4368	A	37 X 0.1226	0.858	9940	521.3
MEADOWSWEET	600.0	0.4709	AA,A	37 X 0.1273	0.891	10700	562.0
ORCHID	636.0	0.4995	AA,A	37 X 0.1311	0.918	11400	596.0
HEUCHERA	650.0	0.5102	AA	37 X 0.1325	0.928	11600	609.8
VERBENA	700.0	0.5494	AA	37 X 0.1375	0.963	12500	655.7
VIOLET	715.5	0.5623	AA	37 X 0.1391	0.974	12800	671.0
NASTURTIUM	715.5	0.5619	A	61 X 0.1083	0.975	13100	671.0
PETUNIA	750.0	0.5893	AA	37 X 0.1424	0.997	13100	703.2
ARBUTUS	795.0	0.6245	AA	37 X 0.1466	1.026	13900	745.3
LILAC	795.0	0.6248	A	61 X 0.1142	1.028	14300	745.7
COCKSCOMB	900.0	0.7072	AA	37 X 0.1560	1.092	16400	844.0
MAGNOLIA	954.0	0.7495	AA	37 X 0.1606	1.124	16400	894.5
GOLDENROD	954.0	0.7498	A	61 X 0.1251	1.126	16900	894.8
HAWKWEED	1000.0	0.7854	AA	37 X 0.1644	1.151	17200	937.3
BLUEBELL	1033.5	0.8114	AA	37 X 0.1671	1.170	17700	968.4
LARKSPUR	1033.5	0.8122	A	61 X 0.1302	1.172	18300	969.2
MARIGOLD	1113.0	0.8744	AA,A	61 X 0.1351	1.216	19700	1044
HAWTHORN	1192.5	0.9363	AA,A	61 X 0.1398	1.258	21100	1117
NARCISSUS	1272.0	0.9990	AA,A	61 X 0.1444	1.300	22000	1192
COLUMBINE	1351.5	1.061	AA,A	61 X 0.1488	1.340	23400	1266
CARNATION	1431.0	1.124	AA,A	61 X 0.1532	1.379	24300	1342
COREOPSIS	1590.0	1.248	AA	61 X 0.1614	1.454	27000	1489
JESSAMINE	1750.0	1.375	AA	61 X 0.1694	1.525	29700	1641
COWSLIP	2000.0	1.570	A	91 X 0.1482	1.630	34200	1873
LUPINE	2500.0	1.962	A	91 X 0.1657	1.823	41900	2365
TRILLIUM	3000.0	2.356	A	127 X 0.1537	1.998	50300	2840
BLUEBONNET	3500.0	2.749	A	127 X 0.1660	2.158	58700	3345

## All Aluminum Conductor

Electrical Properties									
CODE WORD	SIZE & STRANDING		RESISTANCE				60 HZ REACTANCE 1 FOOT EQUIVALENT SPACING		GMR (Ft.)
	AWG or kcmil	Number of Strands	DC-20° C (Ohms/1000 Ft.)	AC-60-HZ			Capacitive (Megohms-1000 Ft.)	Inductive (Ohms/1000 Ft.)	
				25° C (Ohms/1000 Ft.)	50° C (Ohms/1000 Ft.)	75° C (Ohms/1000 Ft.)			
PEACHBELL	6	7	0.6593	0.6725	0.7392	0.8059	0.7660	0.1193	0.00555
ROSE	4	7	0.4144	0.4227	0.4645	0.5064	0.7296	0.1140	0.00700
IRIS	2	7	0.2602	0.2655	0.2929	0.3182	0.6929	0.1087	0.00883
PANSY	1	7	0.2066	0.2110	0.2318	0.2527	0.6716	0.1061	0.00991
POPPY	1/0	7	0.1638	0.1671	0.1837	0.2002	0.6550	0.1034	0.0111
ASTER	2/0	7	0.1299	0.1326	0.1456	0.1587	0.6346	0.1008	0.0125
PHLOX	3/0	7	0.1031	0.1053	0.1157	0.1259	0.6188	0.0981	0.0140
OXLIP	4/0	7	0.0817	0.0835	0.0917	0.1000	0.6029	0.0955	0.0158
SNEEZEWORT	250.0	7	0.0691	0.0706	0.0777	0.0847	0.586	0.0934	0.0171
VALERIAN	250.0	19	0.0691	0.0706	0.0777	0.0847	0.586	0.0922	0.0181
DAISY	266.8	7	0.0648	0.0663	0.0727	0.0794	0.581	0.0926	0.0177
LAUREL	266.8	19	0.0648	0.0663	0.0727	0.0794	0.581	0.0915	0.0187
PEONY	300.0	19	0.0575	0.0589	0.0648	0.0705	0.570	0.0902	0.0198
TULIP	336.4	19	0.0513	0.0527	0.0578	0.0629	0.560	0.0888	0.0210
DAFFODIL	350.0	19	0.0494	0.0506	0.0557	0.0606	0.560	0.0883	0.0214
CANNA	397.5	19	0.0435	0.0445	0.0489	0.0534	0.549	0.0869	0.0228
GOLDENTUFT	450.0	19	0.0384	0.0394	0.0434	0.0472	0.539	0.0854	0.0243
COSMOS	477.0	19	0.0363	0.0373	0.0409	0.0445	0.533	0.0848	0.0250
SYRINGA	477.0	37	0.0363	0.0373	0.0409	0.0445	0.533	0.0845	0.0254
ZINNIA	500.0	19	0.0346	0.0356	0.0390	0.0426	0.531	0.0843	0.0256
DAHLIA	556.5	19	0.0311	0.0320	0.0352	0.0383	0.522	0.0830	0.0270
MISTLETOE	556.5	37	0.0311	0.0320	0.0352	0.0383	0.522	0.0826	0.0275
MEADOWSWEET	600.0	37	0.0288	0.0297	0.0326	0.0356	0.516	0.0818	0.0285
ORCHID	636.0	37	0.0272	0.0282	0.0309	0.0335	0.511	0.0811	0.0294
HEUCHERA	650.0	37	0.0266	0.0275	0.0301	0.0324	0.510	0.0808	0.0297
VERBENA	700.0	37	0.0247	0.0256	0.0280	0.0305	0.504	0.0799	0.0308
VIOLET	715.5	37	0.0242	0.0252	0.0275	0.0299	0.502	0.0797	0.0312
NASTURTIUM	715.5	61	0.0242	0.0252	0.0275	0.0299	0.502	0.0795	0.0314
PETUNIA	750.0	37	0.0230	0.0251	0.0263	0.0286	0.498	0.0792	0.0319
ARBUTUS	795.0	37	0.0217	0.0227	0.0248	0.0269	0.494	0.0780	0.0328
LILAC	795.0	61	0.0217	0.0227	0.0248	0.0269	0.494	0.0784	0.0331
COCKSCOMB	900.0	37	0.0192	0.0201	0.0220	0.0239	0.484	0.0771	0.0349
MAGNOLIA	954.0	37	0.0181	0.0191	0.0208	0.0227	0.479	0.0763	0.0360
GOLDENROD	954.0	61	0.0181	0.0191	0.0208	0.0227	0.479	0.0763	0.0362
HAWKWEED	1000.0	37	0.0173	0.0182	0.0199	0.0216	0.476	0.0759	0.0368
BLUEBELL	1033.5	37	0.0167	0.0177	0.0193	0.0210	0.473	0.0756	0.0374
LARKSPUR	1033.5	61	0.0167	0.0177	0.0193	0.0210	0.473	0.0754	0.0377
MARIGOLD	1113.0	61	0.0155	0.0165	0.0180	0.0195	0.467	0.0744	0.0391
HAWTHORN	1192.5	61	0.0145	0.0155	0.0169	0.0183	0.462	0.0737	0.0405
NARCISSUS	1272.0	61	0.0136	0.0146	0.0159	0.0173	0.457	0.0729	0.0418
COLUMBINE	1351.5	61	0.0128	0.0138	0.0151	0.0163	0.452	0.0722	0.0431
CARNATION	1431.0	61	0.0121	0.0132	0.0143	0.0155	0.447	0.0715	0.0444
COREOPSIS	1590.0	61	0.0109	0.0120	0.0130	0.0141	0.439	0.0705	0.0468
JESSAMINE	1750.0	61	0.0099	0.0111	0.0120	0.0129	0.432	0.0693	0.0490
COWSLIP	2000.0	91	0.0087	0.0099	0.0107	0.0115	0.421	0.0677	0.0525
LUPINE	2500.0	91	0.0070	0.0084	0.0091	0.0097	0.404	0.0652	0.0588
TRILLIUM	3000.0	127	0.0058	0.0074	0.0079	0.0084	0.389	0.0629	0.0646
BLUEBONNET	3500.0	127	0.0050	0.0068	0.0072	0.0076	0.378	0.0612	0.0697

Notes:

1. DC resistance is based on 16.946 ohm-cmil/ft. @20° C, 61.2% IACS with stranding increments as per ASTM B231.

# AAAC

## All Aluminum Alloy (6201) Conductor

ASTM: B398, Specification for Aluminum Alloy 6201-T81 Wire for Electrical Purposes  
 B399, Specification for Concentric-Lay-Stranded Aluminum Alloy 6201-T81 Conductors

### Physical Properties

CODE WORD	Conductor Size (kcmil)	Conductor Area (Sq. Inches)	STRANDING Number and Diameter (Inches)	Nominal Diameter (Inches)	ACSR With Equal Diameter		Rated Strength (Lbs.)	Nominal Weight (Lbs./1000 Ft.)
					Size	Stranding		
AKRON	30.58	0.024	7 x 0.0661	0.198	6	6/1	1,110	28.5
ALTON	48.69	0.0382	7 x 0.0834	0.250	4	6/1	1,760	45.4
AMES	77.47	0.0608	7 x 0.1052	0.316	2	6/1	2,800	72.2
AZUSA	123.3	0.0968	7 x 0.1327	0.398	1/0	6/1	4,270	114.9
ANAHEIM	155.4	0.1221	7 x 0.1490	0.447	2/0	6/1	5,390	144.9
AMHERST	195.7	0.1537	7 x 0.1672	0.502	3/0	6/1	6,790	182.5
ALLIANCE	246.9	0.1939	7 x 0.1878	0.563	4/0	6/1	8,560	230.2
BUTTE	312.8	0.2456	19 x 0.1283	0.642	266.8	26/7	10,500	291.6
CANTON	394.5	0.3099	19 x 0.1441	0.721	336.4	26/7	13,300	367.9
CAIRO	465.4	0.3655	19 x 0.1565	0.783	397.5	26/7	15,600	433.9
DARIEN	559.5	0.4394	19 x 0.1716	0.858	477	26/7	18,800	521.7
ELGIN	652.4	0.5124	19 x 0.1853	0.927	556.5	26/7	21,900	608.3
FLINT	740.8	0.5818	37 x 0.1415	0.991	636	26/7	24,400	690.8
GREELEY	927.2	0.7282	37 x 0.1583	1.108	795	26/7	30,500	864.6

### Electrical Properties

CODE WORD	Conductor Size (kcmil)	STRANDING Number and Diameter (Inches)	Approx. AAC Size of Equivalent Resistance	RESISTANCE				GMR (Ft.)	NEUTRAL 60 HZ REACTANCE ONE FOOT SPACING	
				DC-20° C (Ohms/1000 Ft.)	AC-60-HZ				Inductive (Ohms/1000 Ft.)	Capacitive (Megohms-1000 Ft.)
					25° C (Ohms/1000 Ft.)	50° C (Ohms/1000 Ft.)	75° C (Ohms/1000 Ft.)			
AKRON	30.58	7 x 0.0661	6	0.6589	0.670	0.727	0.784	0.00599	0.118	0.751
ALTON	48.69	7 x 0.0834	4	0.4138	0.420	0.456	0.492	0.00756	0.112	0.715
AMES	77.47	7 x 0.1052	2	0.2600	0.265	0.288	0.311	0.00954	0.107	0.678
AZUSA	123.3	7 x 0.1327	1/0	0.1635	0.166	0.180	0.195	0.0120	0.102	0.642
ANAHEIM	155.4	7 x 0.1490	2/0	0.1297	0.132	0.143	0.155	0.0135	0.0989	0.624
AMHERST	195.7	7 x 0.1672	3/0	0.1030	0.105	0.114	0.123	0.0152	0.0963	0.606
ALLIANCE	246.9	7 x 0.1878	4/0	0.0816	0.0831	0.0902	0.0973	0.0170	0.0936	0.588
BUTTE	312.8	19 x 0.1283	266.8	0.0644	0.0657	0.0712	0.0769	0.0202	0.0896	0.567
CANTON	394.5	19 x 0.1441	336.4	0.0511	0.0523	0.0566	0.0610	0.0227	0.0870	0.549
CAIRO	465.4	19 x 0.1565	397.5	0.0433	0.0443	0.0481	0.0517	0.0247	0.0851	0.536
DARIEN	559.5	19 x 0.1716	477.0	0.0360	0.0369	0.0400	0.0431	0.0271	0.0829	0.522
ELGIN	652.4	19 x 0.1853	556.5	0.0309	0.0318	0.0345	0.0371	0.0292	0.0812	0.510
FLINT	740.8	37 x 0.1415	636.0	0.0272	0.0280	0.0305	0.0328	0.0317	0.0793	0.499
GREELEY	927.2	37 x 0.1583	795.0	0.0217	0.0225	0.0244	0.0263	0.0354	0.0768	0.482

Notes:

1. DC resistance is based on 19.755 ohm-cmil/ft. @20° C (68° F), 52.5% IACS. With standard stranding increment of 2 percent.

**Aluminum Conductor Alloy (6201) Reinforced**

ASTM: B230, Specification for Aluminum 1350-H19 Wire for Electrical Purposes;  
 B398, Specification for Aluminum Alloy 6201-T81 Wire for Electrical Purposes;  
 B524, Specification for Concentric-Lay-Stranded Aluminum Conductors, Aluminum Alloy Reinforced (ACAR, 1350/6201)

**Physical Properties**

Size kcmil	STRANDING Number & Diameter (In.)		CROSS SECTIONAL AREA (Square In.)			Nominal Conductor Diameter (In.)	ACSR With Similar Diameter	Nominal Weight (Lbs./1000 Ft.)	Rated Strength (Lbs.)
	1350	6201	1350	6201	Total				
503.6	15 x .1628	4 x .1628	0.3122	0.0833	0.3955	0.814	PELICAN	473	10,500
587.2	15 x .1758	4 x .1758	0.3641	0.0971	0.4612	0.879	OSPREY	551	12,200
649.5	18 x .1325	19 x .1325	0.2482	0.2620	0.5102	0.927	DOVE	608	16,600
653.1	12 x .1854	7 x .1854	0.3240	0.1890	0.5130	0.927	DOVE	612	15,400
739.8	18 x .1414	19 x .1414	0.2827	0.2983	0.5810	0.990	GROSBEAK	693	18,800
853.7	30 x .1519	7 x .1519	0.5437	0.1268	0.6705	1.063	TERN	801	17,500
853.7	24 x .1519	13 x .1519	0.4349	0.2356	0.6705	1.063	TERN	800	19,300
927.2	24 x .1583	13 x .1583	0.4723	0.2559	0.7282	1.108	DRAKE	869	20,900
1024.5	30 x .1664	7 x .1664	0.6524	0.1522	0.8046	1.165	RAIL	961	20,900
1024.5	24 x .1664	13 x .1664	0.5219	0.2827	0.8046	1.165	RAIL	961	23,100
1080.6	24 x .1709	13 x .1709	0.5505	0.2982	0.8487	1.196	CARDINAL	1013	24,400
1080.6	18 x .1709	19 x .1709	0.4129	0.4358	0.8487	1.196	CARDINAL	1012	27,200
1109.0	30 x .1731	7 x .1731	0.7060	0.1647	0.8707	1.212	ORTOLAN	1041	22,700
1109.0	24 x .1731	13 x .1731	0.5648	0.3059	0.8707	1.212	ORTOLAN	1040	25,000
1172.0	30 x .1780	7 x .1780	0.7465	0.1742	0.9207	1.246	CURLEW	1100	24,000
1172.0	18 x .1780	19 x .1780	0.4479	0.4728	0.9207	1.246	CURLEW	1098	29,500
1198.0	30 x .1799	7 x .1799	0.7626	0.1779	0.9405	1.259	BLUEJAY	1124	24,500
1198.0	24 x .1799	13 x .1799	0.6101	0.3304	0.9405	1.259	BLUEJAY	1123	27,100
1277.0	54 x .1447	7 x .1447	0.8880	0.1151	1.0031	1.302	BUNTING	1199	24,600
1277.0	42 x .1447	19 x .1447	0.6907	0.3124	1.0031	1.302	BUNTING	1198	28,400
1361.5	54 x .1494	7 x .1494	0.9466	0.1227	1.0693	1.345	BITTERN	1278	26,300
1534.4	42 x .1586	19 x .1586	0.8297	0.3754	1.2051	1.427	BOBOLINK	1439	33,800
1703.0	48 x .1671	13 x .1671	1.0527	0.2851	1.3378	1.504	LAPWING	1598	34,600
1798.0	42 x .1717	19 x .1717	0.9725	0.4399	1.4124	1.545	FALCON	1686	39,600
1933.0	42 x .1780	19 x .1780	1.0452	0.4728	1.5180	1.602	CHUKAR	1813	42,500
2338.0	42 x .1958	19 x .1958	1.2646	0.5721	1.8367	1.762	BLUEBIRD	2214	51,500
2338.0	48 x .1958	13 x .1958	1.4453	0.3914	1.8367	1.762	BLUEBIRD	2215	47,500
2493.0	54 x .1655	37 x .1655	1.1617	0.7959	1.9576	1.821	KINGFISHER	2358	57,600
2493.0	72 x .1655	19 x .1655	1.5489	0.4087	1.9576	1.821	KINGFISHER	2362	50,400

**Electrical Properties**

Size kcmil	STRANDING		RESISTANCE				60 HZ REACTANCE 1 FOOT EQUIVALENT SPACING		GMR (Ft.)
	1350	6201	DC-20° C (Ohms/1000 Ft.)	AC-60-HZ			Capacitive (Megohms-1000 Ft.)	Inductive (Ohms/1000 Ft.)	
				25° C (Ohms/1000 Ft.)	50° C (Ohms/1000 Ft.)	75° C (Ohms/1000 Ft.)			
503.6	15 x .1628	4 x .1628	0.0354	0.0364	0.0398	0.0433	0.531	0.0841	0.0257
587.2	15 x .1758	4 x .1758	0.0303	0.0312	0.0342	0.0371	0.518	0.0824	0.0277
649.5	18 x .1325	19 x .1325	0.0287	0.0295	0.0322	0.0349	0.509	0.0812	0.0292
653.1	12 x .1854	7 x .1854	0.0279	0.0288	0.0315	0.0341	0.509	0.0811	0.0293
739.8	18 x .1414	19 x .1414	0.0252	0.0259	0.0283	0.0307	0.499	0.0793	0.0317
853.7	30 x .1519	7 x .1519	0.0208	0.0216	0.0235	0.0257	0.488	0.0777	0.0340
853.7	24 x .1519	13 x .1519	0.0213	0.0222	0.0242	0.0262	0.488	0.0777	0.0340
927.2	24 x .1583	13 x .1583	0.0208	0.0216	0.0236	0.0252	0.482	0.0767	0.0355
1024.5	30 x .1664	7 x .1664	0.0173	0.0182	0.0199	0.0215	0.474	0.0756	0.0373
1024.5	24 x .1664	13 x .1664	0.0178	0.0186	0.0203	0.0219	0.474	0.0756	0.0373
1080.6	24 x .1709	13 x .1709	0.0168	0.0176	0.0192	0.0208	0.470	0.0750	0.0383
1080.6	18 x .1709	19 x .1709	0.0172	0.0181	0.0196	0.0213	0.470	0.0750	0.0383
1109.0	30 x .1731	7 x .1731	0.0160	0.0169	0.0184	0.0199	0.468	0.0747	0.0388
1109.0	24 x .1731	13 x .1731	0.0164	0.0172	0.0187	0.0203	0.468	0.0747	0.0388
1172.0	30 x .1780	7 x .1780	0.0152	0.0160	0.0174	0.0189	0.463	0.0740	0.0399
1172.0	18 x .1780	19 x .1780	0.0159	0.0166	0.0181	0.0195	0.463	0.0740	0.0399
1198.0	30 x .1799	7 x .1799	0.0148	0.0155	0.0170	0.0184	0.462	0.0738	0.0403
1198.0	24 x .1799	13 x .1799	0.0152	0.0159	0.0173	0.0188	0.462	0.0738	0.0403
1277.0	54 x .1447	7 x .1447	0.0138	0.0149	0.0161	0.0174	0.456	0.0729	0.0419
1277.0	42 x .1447	19 x .1447	0.0142	0.0152	0.0165	0.0178	0.456	0.0729	0.0419
1361.5	54 x .1494	7 x .1494	0.0129	0.0138	0.0151	0.0163	0.451	0.0721	0.0433
1534.4	42 x .1586	19 x .1586	0.0118	0.0127	0.0139	0.0152	0.442	0.0708	0.0459
1703.0	48 x .1671	13 x .1671	0.0105	0.0115	0.0125	0.0135	0.434	0.0696	0.0484
1798.0	42 x .1717	19 x .1717	0.0101	0.0110	0.0119	0.0128	0.430	0.0690	0.0497
1933.0	42 x .1780	19 x .1780	0.0094	0.0102	0.0113	0.0122	0.424	0.0682	0.0515
2338.0	42 x .1958	19 x .1958	0.0078	0.0089	0.0096	0.0103	0.409	0.0660	0.0567
2338.0	48 x .1958	13 x .1958	0.0077	0.0088	0.0095	0.0102	0.409	0.0660	0.0567
2493.0	54 x .1655	37 x .1655	0.0074	0.0087	0.0093	0.0100	0.404	0.0652	0.0587
2493.0	72 x .1655	19 x .1655	0.0072	0.0085	0.0090	0.0098	0.404	0.0652	0.0587

Notes:  
 1. DC resistance is based on 16.946 ohm-cmil/ft. for 1350 wires at 61.2% IACS and 19.755 ohm-cmil/ft. for 6201 wires at 52.5%.  
 2. IACS @20° C, with standard increments as per ASTM B524.

Self-Damping Aluminum Conductor, Steel Reinforced ACSR/SD

Physical Characteristics															
CODE WORD	Type	kcmil	DIAMETER IN INCHES		Rated Strength (Lbs.)	Reel Designation	Footage Per Reel	WEIGHT IN POUNDS						PERCENT OF TOTAL WEIGHT	
			Complete Conductor	Steel Core				PER 1000 Ft.			PER MILES				
								Total	Aluminum	Steel	Total	Aluminum	Steel	Aluminum	Steel
TITMOUSE/SD	5	266.8	0.593	0.117	6,920	RM 66.32	14,000	286.9	250.6	36.3	1515	1323	192	87.3	12.7
EIDER/SD	7	266.8	0.601	0.136	7,610	RM 66.32	14,000	299.4	250.6	48.8	1581	1323	258	83.7	16.3
SPOONBILL/SD	10	266.8	0.610	0.162	8,450	RM 66.32	14,000	320	250.6	69.4	1689	1323	366	78.3	21.7
PARTRIDGE/SD	16	266.8	0.645	0.236	11,350	RM 66.32	13,000	367	251.4	115.6	1937	1327	610	68.5	31.5
COWBIRD/SD	5	336.4	0.667	0.132	8,500	RM 66.32	12,000	361.9	316.1	45.8	1911	1669	242	87.3	12.7
HUMMINGBIRD/SD	7	336.4	0.664	0.153	9,130	RM 66.32	12,000	377.7	316.1	61.6	1994	1669	325	83.7	16.3
WOODCOCK/SD	10	336.4	0.688	0.206	11,000	RM 66.32	11,000	404.5	316.7	87.8	2136	1672	464	78.3	21.7
LINNET/SD	16	326.4	0.716	0.265	14,300	RM 68.38	13,000	462.4	317	145.4	2442	1674	768	68.5	31.5
ERNE/SD	5	397.5	0.717	0.143	9,740	RM 66.32	10,000	427.7	373.5	54.2	2258	1972	286	87.3	12.7
LONGSPUR/SD	7	397.5	0.725	0.166	10,600	RM 68.38	13,000	446.1	373.4	72.7	2355	1972	383	83.7	16.3
STORK/SD	10	397.5	0.750	0.224	12,900	RM 68.38	12,000	477.9	374	103.9	2523	1975	548	78.3	21.7
IBIS/SD	16	397.5	0.771	0.288	16,400	RM 68.38	12,000	546.5	374.6	171.9	2886	1978	908	68.5	31.5
KESTREL/SD	5	477	0.787	0.157	11,700	RM 68.38	11,000	513.3	448.4	64.9	2710	2367	343	87.3	12.7
JACKDAW/SD	7	477	0.808	0.206	13,300	RM 68.38	11,000	535.8	448.6	87.3	2830	2369	461	83.7	16.3
TOUCAN/SD	10	477	0.824	0.245	15,300	RM 68.38	10,000	573.4	448.9	124.5	3027	2370	657	78.3	21.7
FLICKER/SD	13	477	0.843	0.282	17,200	RMT 84.36	12,000	613.5	449	164.5	3240	2371	869	73.2	26.8
HAWK/SD	16	477	0.860	0.316	19,500	RMT 84.36	11,000	655.8	449.4	206.4	3463	2373	1090	68.5	31.5
BLACKBIRD/SD	5	556.5	0.843	0.169	13,600	RM 68.38	10,000	599	523	76	3163	2761	402	87.3	12.7
SUNBIRD/SD	7	556.5	0.863	0.222	15,500	RMT 84.36	11,000	625	523	102	3300	2761	539	83.7	16.3
SAPSUCKER/SD	10	556.5	0.882	0.265	17,800	RMT 84.36	11,000	669	524	145	3532	2767	765	78.3	21.7
PARAKEET/SD	13	556.5	0.901	0.305	20,000	RMT 84.36	10,000	716	524	192	3781	2767	1014	73.2	26.8
DOVE/SD	16	556.5	0.919	0.341	22,600	RMT 84.36	10,000	765	524	241	4039	2767	1272	68.5	31.5
PIPPIT/SD	5	636	0.903	0.205	16,100	RMT 84.36	11,000	684	598	87	3617	3157	460	87.3	12.7
KILLDEER/SD	7	636	0.917	0.238	17,700	RMT 84.36	10,000	715	598	117	3775	3157	618	83.6	16.4
GOLDFINCH/SD	10	636	0.935	0.284	20,100	RMT 84.36	10,000	765	599	166	4039	3163	876	78.3	21.7
ROOK/SD	13	636	0.955	0.326	22,900	RMT 84.36	9,000	818	599	219	4319	3163	1156	73.2	26.8
GROSBEAK/SD	16	636	0.975	0.365	25,400	RMT 84.36	9,000	874	599	275	4615	3163	1452	68.5	31.5
MACAW/SD	5	795	0.999	0.229	19,800	RMT 90.45	14,000	856	747	109	4520	3944	576	87.3	12.7
TERN/SD	7	795	1.013	0.266	21,900	RMT 90.45	13,000	893	747	146	4715	3944	771	83.6	16.4
PUFFIN/SD	10	795	1.034	0.317	25,100	RMT 90.45	13,000	956	746	208	5048	3950	1098	78.3	21.7
CONDOR/SD	13	795	1.055	0.364	28,200	RMT 90.45	12,000	1023	749	274	5401	3954	1447	73.2	26.8
DRAKE/SD	16	795	1.077	0.408	31,800	RMT 90.45	11,000	1093	749	344	5771	3955	1816	68.5	31.5
PHOENIX/SD	5	954	1.088	0.251	23,700	RMT 90.45	11,000	1027	897	130	5423	4736	687	87.3	12.7
RAIL/SD	7	954	1.103	0.291	26,100	RMT 90.45	11,000	1073	897	176	5665	4736	929	83.6	16.4
CARDINAL/SD	13	954	1.147	0.399	33,500	RMT 90.45	10,000	1227	898	329	6478	4741	1737	73.2	26.8
SNOWBIRD/SD	5	1033.5	1.185	0.261	25,900	RMT 90.45	10,000	1115	974	141	5887	5143	744	87.3	12.7
ORTOLAN/SD	7	1033.5	1.145	0.303	28,100	RMT 90.45	10,000	1161	971	190	6130	5127	1003	83.6	16.4
CURLEW/SD	13	1033.5	1.191	0.415	36,300	RMT 90.45	9,000	1329	973	356	7017	5137	1880	73.2	26.8
AVOCET/SD	5	1113	1.226	0.271	27,500	RMT 90.45	9,000	1200	1048	152	6336	5533	803	87.3	12.7
BLUEJAY/SD	7	1113	1.242	0.315	30,300	RMT 90.45	9,000	1254	1049	205	6621	5539	1062	83.7	16.3
FINCH/SD	13	1113	1.233	0.431	39,100	RMT 90.45	9,000	1424	1048	376	7519	5533	1985	73.6	26.4
OXBIRD/SD	5	1192.5	1.266	0.281	29,500	RMT 90.45	9,000	1286	1123	163	6790	5929	861	87.3	12.7
BUNTING/SD	7	1192.5	1.284	0.326	32,400	RMT 90.45	8,000	1343	1124	219	7091	5935	1156	83.7	16.3
GRACKLE/SD	13	1192.5	1.274	0.446	41,900	RMT 90.45	8,000	1526	1123	403	8057	5929	2128	73.6	26.4
SCISSORTAIL/SD	5	1272	1.305	0.290	31,400	RMT 96.60	12,000	1372	1198	174	7244	6325	919	87.3	12.7
BITTERN/SD	7	1272	1.323	0.336	34,600	RMT 96.60	12,000	1433	1199	234	7567	6331	1236	83.7	16.3
PHEASANT/SD	13	1272	1.378	0.461	44,100	RMT 96.60	12,000	1631	1202	429	8611	6347	2265	73.7	26.3
RINGDOVE/SD	5	1351.5	1.344	0.299	33,400	RMT 96.60	12,000	1458	1273	185	7698	6721	977	87.3	12.7
DIPPER/SD	7	1351.5	1.361	0.347	36,700	RMT 96.60	12,000	1522	1274	248	8036	6727	1309	83.7	16.3
FRIGATE/SD	10	1351.5	1.389	0.413	41,700	RMT 96.60	11,000	1629	1276	353	8601	6737	1864	78.3	21.7
MARTIN/SD	13	1351.5	1.417	0.475	46,800	RMT 96.60	11,000	1733	1277	456	9150	6742	2408	73.7	26.3
POPINJAY/SD	5	1431	1.381	0.308	35,300	RMT 96.60	11,000	1544	1348	196	8152	7117	1035	87.3	12.7
BOBOLINK/SD	7	1431	1.398	0.357	38,900	RMT 96.60	11,000	1612	1349	263	8511	7122	1389	83.7	16.3
PLOVER/SD	13	1431	1.448	0.489	49,600	RMT 96.60	11,000	1835	1352	483	9689	7139	2550	73.7	26.3
RATITE/SD	5	1590	1.447	0.325	39,100	RMT 96.60	10,000	1715	1498	218	9060	7909	1151	87.3	12.7
LAPWING/SD	7	1590	1.468	0.376	42,600	RMT 96.60	10,000	1791	1499	292	9456	7914	1542	83.7	16.3
FALCON/SD	13	1590	1.521	0.515	55,100	RMT 96.60	9,000	2039	1502	537	10766	7931	2835	73.7	26.3
SMEW/SD	5	1780	1.531	0.343	43,600	RMT 96.60	9,000	1921	1677	244	10143	8855	1288	87.3	12.7
CHUKAR/SD	8	1780	1.565	0.437	51,100	RMT 96.60	9,000	2068	1681	387	10919	8876	2043	81.3	18.7
COCKATOO/SD	5	2156	1.731	0.378	52,500	RMT 96.60	7,500	2331	2036	295	12308	10750	1558	87.3	12.7
BLUEBIRD/SD	8	2156	1.716	0.481	60,700	RMT 96.60	7,500	2504	2036	468	13221	10750	2471	81.3	18.7
KIWI/SD	4	2167	1.725	0.347	50,700	RMT 96.60	7,000	2296	2047	249	12123	10808	1315	89.2	10.8

Notes: 1. Meets ASTM B701 Concentric-Lay-Stranded Self-Damping Aluminum Conductors, Steel Reinforced (ACSR/SD).

## Self-Damping Aluminum Conductor, Steel Reinforced ACSR/SD

Electrical Characteristics												
CODE WORD	Type	kcmil	D.C. Res. Ohms/1000' @20° C	A.C. RESISTANCE-60 HZ						GMR Feet	REACTANCE AT 1 FT. SPACING PHASE TO NEUTRAL, 60 HZ	
				OHMS/MILE							Inductive Ohms/Mile	Capacities Megohm-Mile
				25° C	50° C	75° C	100° C	125° C	150° C			
TITMOUSE/SD	5	266.8	0.0646	0.3485	0.3829	0.4172	0.4156	0.4859	0.5203	0.0195	0.4780	0.1098
EIDER/SD	7	266.8	0.0645	0.3476	0.3818	0.4161	0.4504	0.4846	0.5189	0.0199	0.4754	0.1094
SPOONBILL/SD	10	268.8	0.0642	0.3462	0.3803	0.4145	0.4486	0.4828	0.5169	0.0203	0.4726	0.1090
PARTRIDGE/SD	16	266.8	0.0637	0.3433	0.3772	0.4111	0.4449	0.4788	0.5127	0.0220	0.4628	0.1073
COWBIRD/SD	5	336.4	0.0512	0.2762	0.3033	0.3305	0.3577	0.3848	0.4120	0.0217	0.4648	0.1063
HUMMINGBIRD/SD	7	336.4	0.0510	0.2756	0.3027	0.3298	0.3569	0.3640	0.4112	0.0218	0.4644	0.1064
WOODCOCK/SD	10	336.4	0.0509	0.2748	0.3018	0.3289	0.3560	0.3830	0.4101	0.0230	0.4576	0.1054
LINNET/SD	16	336.4	0.0505	0.2726	0.2995	0.3263	0.3532	0.3801	0.4070	0.0245	0.4503	0.1042
ERNE/SD	5	397.5	0.0433	0.2339	0.2569	0.2799	0.3029	0.3259	0.3489	0.0233	0.4563	0.1041
LONGSPUR/SD	7	397.5	0.0432	0.2335	0.2564	0.2794	0.3023	0.3253	0.3482	0.0238	0.4538	0.1038
STORK/SD	10	397.5	0.0431	0.2327	0.2556	0.2785	0.3014	0.3243	0.3472	0.0249	0.4479	0.1028
IBIS/SD	16	397.5	0.0428	0.2308	0.2535	0.2762	0.2989	0.3216	0.3444	0.0261	0.4423	0.1020
KESTREL/SD	5	477	0.0361	0.1952	0.2143	0.2334	0.2526	0.2717	0.2909	0.0257	0.4445	0.1014
JACKDAW/SD	7	477	0.0360	0.1947	0.2137	0.2328	0.2519	0.2710	0.2901	0.0261	0.4422	0.1010
TOUCAN/SD	10	477	0.0359	0.1941	0.2131	0.2322	0.2512	0.2703	0.2894	0.0274	0.4364	0.1000
FLICKER/SD	13	477	0.0358	0.1933	0.2123	0.2313	0.2503	0.2693	0.2883	0.0283	0.4326	0.0993
HAWK/SD	16	477	0.0356	0.1926	0.2115	0.2305	0.2494	0.2683	0.2873	0.0291	0.4293	0.0988
BLACKBIRD	5	556.5	0.0309	0.1676	0.1839	0.2003	0.2167	0.2331	0.2495	0.0274	0.4365	0.0993
SUNBIRD/SD	7	556.5	0.0309	0.1672	0.1836	0.2000	0.2163	0.2327	0.2491	0.0285	0.4319	0.0986
SAPSUCKER/SD	10	556.5	0.0308	0.1666	0.1829	0.1992	0.2155	0.2318	0.2481	0.0293	0.4283	0.0980
PARAKEET/SD	13	556.5	0.0307	0.1659	0.1822	0.1984	0.2147	0.2310	0.2472	0.0302	0.4246	0.0974
DOVE/SD	16	556.5	0.0305	0.1651	0.1813	0.1975	0.2137	0.2299	0.2461	0.0311	0.4212	0.0968
PIPPIT/SD	5	636	0.0271	0.1470	0.1613	0.1756	0.1899	0.2043	0.2186	0.0291	0.4294	0.0976
KILLDEER/SD	7	636	0.0270	0.1465	0.1608	0.1751	0.1894	0.2038	0.2181	0.0302	0.4245	0.0968
GOLDFINCH/SD	10	636	0.0269	0.1458	0.1600	0.1743	0.1885	0.2028	0.2171	0.0311	0.4212	0.0963
ROOK/SD	13	636	0.0268	0.1453	0.1595	0.1737	0.1879	0.2021	0.2164	0.0320	0.4177	0.0956
GROSBEAK/SD	16	636	0.0267	0.1447	0.1589	0.1730	0.1872	0.2014	0.2156	0.0329	0.4142	0.0950
MACAW/SD	5	795	0.0217	0.1181	0.1295	0.1409	0.1523	0.1638	0.1753	0.0326	0.4153	0.0943
TERN/SD	7	795	0.0216	0.1176	0.1290	0.1404	0.1519	0.1633	0.1747	0.0333	0.4128	0.0939
PUFFIN/SD	10	795	0.0215	0.1172	0.1285	0.1399	0.1513	0.1627	0.1741	0.0343	0.4092	0.0933
CONDOR/SD	13	795	0.0215	0.1166	0.1279	0.1393	0.1506	0.1620	0.1734	0.0353	0.4058	0.0927
DRAKE/SD	16	795	0.0214	0.1160	0.1273	0.1386	0.1499	0.1612	0.1725	0.0364	0.4022	0.0921
PHOENIX/SD	5	954	0.0180	0.0988	0.1083	0.1177	0.1272	0.1368	0.1463	0.0357	0.4046	0.0918
RAIL/SD	7	954	0.0180	0.0985	0.1079	0.1174	0.1269	0.1364	0.1459	0.0364	0.4021	0.0914
CARDINAL/SD	13	954	0.0179	0.0976	0.1070	0.1164	0.1258	0.1353	0.1447	0.0384	0.3956	0.0902
SNOWBIRD/SD	5	1033.5	0.0167	0.0922	0.1009	0.1097	0.1184	0.1272	0.1359	0.0389	0.3941	0.0892
ORTOLAN/SD	7	1033.5	0.0166	0.0917	0.0999	0.1086	0.1173	0.1261	0.1349	0.0378	0.3975	0.0903
CURLEW/SD	13	1033.5	0.0165	0.0902	0.0989	0.1076	0.1163	0.1250	0.1337	0.0400	0.3908	0.0891
AVOCET/SD	5	1113	0.0155	0.0860	0.0940	0.1021	0.1102	0.1183	0.1265	0.0402	0.3900	0.0882
BLUEJAY/SD	7	1113	0.0155	0.0855	0.0936	0.1016	0.1097	0.1178	0.1259	0.0410	0.3875	0.0878
FINCH/SD	13	1113	0.0153	0.0840	0.0921	0.1001	0.1082	0.1163	0.1243	0.0414	0.3865	0.0881
OSPREY/SD	5	1192.5	0.0145	0.0806	0.0881	0.0956	0.1032	0.1107	0.1183	0.0415	0.3863	0.0873
BUNTING/SD	7	1192.5	0.0144	0.0802	0.0877	0.0952	0.1028	0.1103	0.1179	0.0423	0.3836	0.0869
GRACKLE/SD	13	1192.5	0.0143	0.0786	0.0861	0.0936	0.1011	0.1087	0.1162	0.0428	0.3824	0.0871
SCISSORTAIL/SD	5	1272	0.0136	0.0759	0.0829	0.0899	0.0970	0.1041	0.1111	0.0427	0.3827	0.0864
BITTERN/SD	7	1272	0.0135	0.0755	0.0825	0.0896	0.0966	0.1037	0.1108	0.0436	0.3800	0.0860
PHEASANT/SD	13	1272	0.0134	0.0743	0.0813	0.0883	0.0954	0.1024	0.1095	0.0464	0.3725	0.0848
RINGDOVE/SD	5	1351.5	0.0128	0.0717	0.0783	0.0849	0.0915	0.0981	0.1048	0.0440	0.3790	0.0855
DIPPER/SD	7	1351.5	0.0128	0.0715	0.0780	0.0846	0.0913	0.0979	0.1046	0.0449	0.3767	0.0851
FRIGATE/SD	10	1351.5	0.0127	0.0709	0.0775	0.0841	0.0907	0.0973	0.1040	0.0463	0.3729	0.0845
MARTIN/SD	13	1351.5	0.0126	0.0702	0.0768	0.0833	0.0899	0.0966	0.1032	0.0477	0.3691	0.0839
POPINJAY/SD	5	1431	0.0121	0.0681	0.0742	0.0804	0.0867	0.0929	0.0992	0.0452	0.3756	0.0847
BOBOLINK/SD	7	1431	0.0120	0.0678	0.0739	0.0801	0.0864	0.0926	0.0989	0.0461	0.3734	0.0843
PLOVER/SD	13	1431	0.0120	0.0669	0.0730	0.0792	0.0855	0.0917	0.0980	0.0488	0.3666	0.0833
RATITE/SD	5	1590	0.0109	0.0621	0.0676	0.0731	0.0787	0.0843	0.0899	0.0477	0.3693	0.0830
LAPWING/SD	7	1590	0.0108	0.0615	0.0670	0.0725	0.0781	0.0837	0.0893	0.0484	0.3675	0.0829
FALCON/SD	13	1590	0.0108	0.0607	0.0662	0.0717	0.0773	0.0829	0.0885	0.0512	0.3606	0.0818
SMEW/SD	5	1780	0.0097	0.0561	0.0609	0.0658	0.0708	0.0757	0.0807	0.0502	0.3630	0.0816
CHUKAR/SD	8	1780	0.0097	0.0554	0.0603	0.0653	0.0702	0.0752	0.0802	0.0519	0.3589	0.0810
COCKATOO/SD	5	2156	0.0080	0.0478	0.0517	0.0557	0.0598	0.0638	0.0679	0.0573	0.3470	0.0780
BLUEBIRD/SD	8	2156	0.0080	0.0470	0.0509	0.0549	0.0590	0.0630	0.0671	0.0570	0.3476	0.0783
KIWI/SD	4	2167	0.0080	0.0477	0.0516	0.0556	0.0595	0.0636	0.0676	0.0570	0.3477	0.0781

**Notes:**

1. The above AC Resistances (based on conductivities of 61% and 9% IACS @ 20°C for aluminum and steel, respectively) allow for the skin effect in the conductor. In the case of three-aluminum-layer-conductors, they must be increased by 1.1%, 2.7%, 3.7% and 4.3% for current densities of 200, 600, 1,000 and 1,400 amperes per 1,000 kcmil of aluminum to allow for the magnetic losses in the steel core.

## Self-Damping Aluminum Conductor, Steel Reinforced ACSR/SD

### Ice and Wind Loads

CODE WORD	Type	kcmil	POUNDS PER LINEAR FOOT								
			LIGHT LOADING			MEDIUM LOADING			HEAVY LOADING		
			Cond. + 0" Ice WV	Wind 9 PSF WH	Result + 0.05 WR	Cond. + 0.25" Ice WV	Wind 4 PSF WH	Result + 0.2 WR	Cond. + 0.5" Ice WV	Wind 4 PSF WH	Result + 0.3 WR
TITMOUSE/SD	5	266.8	0.287	0.445	0.579	0.549	0.364	0.859	0.967	0.531	1.403
EIDER/SD	7	266.8	0.299	0.451	0.591	0.564	0.367	0.873	0.984	0.534	1.420
SPOONBILL/SD	10	266.8	0.320	0.457	0.608	0.587	0.370	0.894	1.010	0.537	1.444
PARTRIDGE/SD	16	266.8	0.367	0.484	0.657	0.645	0.382	0.950	1.079	0.548	1.511
COWBIRD/SD	5	336.4	0.362	0.500	0.667	0.647	0.389	0.955	1.088	0.556	1.521
HUMMINGBIRD/SD	7	336.4	0.378	0.498	0.675	0.662	0.388	0.967	1.102	0.556	1.533
WOODCOCK/SD	10	336.4	0.405	0.516	0.706	0.696	0.396	1.001	1.143	0.563	1.574
LINNET/SD	16	336.4	0.462	0.537	0.759	0.763	0.405	1.064	1.219	0.572	1.646
ERNE/SD	5	397.5	0.428	0.538	0.737	0.728	0.406	1.034	1.185	0.572	1.616
LONGSPUR/SD	7	397.5	0.446	0.544	0.753	0.749	0.408	1.053	1.208	0.575	1.638
STORK/SD	10	397.5	0.478	0.563	0.788	0.789	0.417	1.092	1.255	0.583	1.684
IBIS/SD	16	397.5	0.547	0.578	0.846	0.864	0.423	1.162	1.337	0.590	1.762
KESTREL/SD	5	477	0.513	0.590	0.832	0.836	0.429	1.139	1.314	0.596	1.743
JACKDAW/SD	7	477	0.536	0.599	0.853	0.862	0.433	1.164	1.343	0.599	1.771
TOUCAN/SD	10	477	0.573	0.618	0.893	0.907	0.441	1.209	1.397	0.608	1.824
FLICKER/SD	13	477	0.614	0.632	0.931	0.953	0.448	1.253	1.449	0.614	1.874
HAWK/SD	16	477	0.656	0.645	0.970	1.001	0.453	1.299	1.502	0.620	1.925
BLACKBIRD/SD	5	556.5	0.599	0.632	0.921	0.939	0.448	1.240	1.434	0.614	1.860
SUNBIRD/SD	7	556.5	0.625	0.647	0.950	0.971	0.454	1.272	1.473	0.621	1.898
SAPSUCKER/SD	10	556.5	0.669	0.662	0.991	1.021	0.461	1.320	1.529	0.627	1.952
PARAKEET/SD	13	556.5	0.716	0.676	1.035	1.074	0.467	1.371	1.587	0.634	2.009
DOVE/SD	16	556.5	0.765	0.689	1.080	1.129	0.473	1.424	1.648	0.640	2.067
PIPPIT/SD	5	636	0.685	0.671	1.009	1.041	0.465	1.340	1.552	0.631	1.976
KILLDEER/SD	7	636	0.715	0.688	1.042	1.078	0.472	1.377	1.596	0.639	2.020
GOLDFINCH/SD	10	636	0.765	0.701	1.088	1.134	0.478	1.430	1.658	0.645	2.079
ROOK/SD	13	636	0.818	0.716	1.137	1.193	0.485	1.488	1.723	0.652	2.142
GROSBEAK/SD	16	636	0.874	0.731	1.190	1.255	0.492	1.548	1.791	0.658	2.209
MACAW/SD	5	795	0.856	0.749	1.188	1.244	0.500	1.541	1.788	0.666	2.208
TERN/SD	7	795	0.893	0.760	1.222	1.286	0.504	1.581	1.834	0.671	2.253
PUFFIN/SD	10	795	0.956	0.775	1.281	1.355	0.511	1.649	1.910	0.678	2.327
CONDOR/SD	13	795	1.023	0.791	1.343	1.429	0.518	1.720	1.990	0.685	2.405
DRAKE/SD	16	795	1.093	0.808	1.409	1.506	0.526	1.795	2.074	0.692	2.486
PHOENIX/SD	5	954	1.027	0.816	1.362	1.443	0.529	1.737	2.015	0.696	2.432
RAIL/SD	7	954	1.073	0.827	1.405	1.494	0.534	1.786	2.070	0.701	2.486
CARDINAL/SD	13	954	1.227	0.860	1.549	1.661	0.549	1.950	2.251	0.716	2.662
SNOWBIRD/SD	5	1033.5	1.115	0.889	1.476	1.561	0.562	1.859	2.163	0.728	2.582
ORTOLAN/SD	7	1033.5	1.161	0.859	1.494	1.595	0.548	1.886	2.184	0.715	2.598
CURLEW/SD	13	1033.5	1.329	0.893	1.651	1.777	0.564	2.064	2.381	0.730	2.790
AVOCET/SD	5	1113	1.200	0.919	1.562	1.659	0.575	1.956	2.274	0.742	2.692
BLUEJAY/SD	7	1113	1.254	0.932	1.612	1.718	0.581	2.013	2.338	0.747	2.754
FINCH/SD	13	1113	1.424	0.925	1.748	1.885	0.578	2.172	2.502	0.744	2.910
OXBIRD/SD	5	1192.5	1.286	0.950	1.649	1.757	0.589	2.053	2.384	0.755	2.801
BUNTING/SD	7	1192.5	1.343	0.963	1.703	1.820	0.595	2.115	2.453	0.761	2.868
GRACKLE/SD	13	1192.5	1.526	0.955	1.850	2.000	0.591	2.286	2.629	0.758	3.037
SCISSORTAIL/SD	5	1272	1.372	0.979	1.735	1.856	0.602	2.151	2.495	0.768	2.910
BITTERN/SD	7	1272	1.433	0.992	1.793	1.922	0.608	2.216	2.567	0.774	2.981
PHEASANT/SD	13	1272	1.631	1.033	1.981	2.137	0.626	2.427	2.799	0.793	3.209
RINGDOVE/SD	5	1351.5	1.458	1.008	1.823	1.954	0.615	2.248	2.605	0.781	3.020
DIPPER/SD	7	1351.5	1.522	1.021	1.883	2.023	0.620	2.316	2.680	0.787	3.093
FRIGATE/SD	10	1351.5	1.629	1.042	1.984	2.139	0.630	2.429	2.804	0.796	3.215
MARTIN/SD	13	1351.5	1.733	1.063	2.083	2.251	0.639	2.540	2.925	0.806	3.334
POPINJAY/SD	5	1431	1.544	1.036	1.909	2.051	0.627	2.345	2.714	0.794	3.128
BOBOLINK/SD	7	1431	1.612	1.049	1.973	2.125	0.633	2.417	2.793	0.799	3.205
PLOVER/SD	13	1431	1.835	1.086	2.182	2.363	0.649	2.651	3.047	0.816	3.454
RATITE/SD	5	1590	1.716	1.097	2.087	2.249	0.654	2.542	2.937	0.821	3.350
LAPWING/SD	7	1590	1.791	1.101	2.152	2.325	0.656	2.616	3.015	0.823	3.425
FALCON/SD	13	1590	2.039	1.141	2.386	2.590	0.674	2.876	3.297	0.840	3.701
SMEW/SD	5	1780	1.921	1.148	2.288	2.475	0.677	2.766	3.184	0.844	3.594
CHUKAR/SD	8	1780	2.068	1.174	2.428	2.632	0.688	2.921	3.352	0.855	3.760
COCKATOO/SD	5	2156	2.331	1.298	2.718	2.947	0.744	3.239	3.719	0.910	4.128
BLUEBIRD/SD	8	2156	2.504	1.287	2.865	3.115	0.739	3.402	3.882	0.905	4.286
KIWI/SD	4	2167	2.296	1.294	2.685	2.910	0.742	3.203	3.680	0.908	4.090

Notes:  
1. Above loadings calculated as per NESC 2007 (ANSI C2).



Alcan Cable operates throughout North America – in the U.S. as a division of Alcan Products Corporation, and in Canada as a division of Alcan Inc. Alcan Cable has its own research and development facilities and is backed by the technology and laboratories of the Alcan Group. We're proud of our long history of providing new and innovative aluminum solutions to the many customers we serve.

**ALCAN CABLE**

Division of Alcan Products Corporation  
Three Ravinia Drive, Suite 1600  
Atlanta, GA 30346-2133  
770-394-9886 fax 770-395-9053  
[www.cable.alcan.com](http://www.cable.alcan.com)

